

**JUMBO EC. B EOOD**

**ANNUAL DIRECTORS' REPORT  
ANNUAL FINANCIAL STATEMENTS  
INDEPENDENT AUDITOR'S REPORT**

**31 DECEMBER 2014**

# CONTENTS

|                                     | <u>PAGE</u> |
|-------------------------------------|-------------|
| <b>ANNUAL DIRECTORS' REPORT</b>     | 1 – 4       |
| <b>ANNUAL FINANCIAL STATEMENTS</b>  |             |
| STATEMENT OF FINANCIAL POSITION     | 5           |
| STATEMENT OF COMPREHENSIVE INCOME   | 6           |
| STATEMENT OF CHANGES IN EQUITY      | 7           |
| STATEMENT OF CASH FLOWS             | 8           |
| NOTES TO THE FINANCIAL STATEMENTS   | 9 – 43      |
| <b>INDEPENDENT AUDITOR'S REPORT</b> |             |

**JUMBO EC. B EOOD**  
**ANNUAL DIRECTORS' REPORT**  
**31 DECEMBER 2014**

The management of JUMBO EC. B EOOD presents their Directors' Report and the Annual Financial Statements as at 31 December 2014 prepared under the International Financial Reporting Standards, adopted for use in the European Union ("IFRS").

**DESCRIPTION OF ACTIVITIES**

JUMBO EC. B EOOD („*The Company*") is registered with company case № 9856 / 2005 on 1 September 2005 and is filed in the Trade Companies Register under № 96904, volume 1291, page 59 with domicile: Republic of Bulgaria, 1404 Sofia, 51 Bulgaria Blvd. and ID № 131476411.

The Company has the following activity subject: manufacture and wholesale and retail trade of all kinds of goods, including kid's products, toys, baby's products, office consumables, clothes, shoes, accessories for clothes and shoes, furnitures, tourist equipment and appliances, presents, all kinds of electrical appliances, technics and electronics, foods and agricultural produce, industrial and craftsmanship goods and export of all abovementioned goods and products, and representations of local and foreign companies, manufacturing the same goods and products; execution of all kind of construction activities; sales and purchases, renting and utilizing of real estate; creation and exploitation of all kinds of tourist and hotel objects (hotels, restaurants, coffee shops, entertainment centres); advertising. The Company is entitled to all other kinds of activities that are not forbidden under the legislation of Republic of Bulgaria.

The Company has stores at the territory of the cities of Sofia, Plovdiv, Varna, Burgas and Ruse.

The Company has predominantly retail sales to a large number of customers. The major single customer of the Company in 2014 was JUMBO S.A., Greece ("*The Parent Company*").

The major suppliers of the Company in 2014 were the Parent Company, electricity distributing companies, lessors of stores and warehouses, transportation firms and others.

The Company had no research and development activities in 2014.

**ANALYSIS OF THE ACTIVITIES' RESULTS**

**Sales Revenue**

In 2014 the Company generated sales revenue from sales of merchandise for the amount of BGN 88,065 thousand (2013: BGN 76,142 thousand) as disclosed in Note 16 to the financial statements. The increase in the sales revenue from sales of merchandise in 2014 is BGN 11,923 thousand (16 %) in comparison to 2013. Since the Company has no new stores, which was opened in 2014, the increase in sales is due mainly to a general increase of the sales in the existing stores, but also to the increase in sales on foreign markets.

**Operating Expenses**

There is no significant change in the structure of the operating expenses of the Company in comparison to the previous year. The Company's operating expenses, analysed on the basis of their nature and not on basis of the function they pertain to and without considering the cost of sold merchandise, were as follows:

| Type of expense                               | All amounts, apart from the shown percentages, are in BGN thousand |             |               |              |
|---|--|-------------|---------------|--------------|
|   | Year 2014  | %           | Year 2013     | %            |
| Expenses for materials                        | 3,417  | 13 %        | 3,908         | 17%          |
| Expenses for external services                | 5,057  | 20 %        | 4,831         | 19%          |
| Depreciation and amortization charges         | 6,822  | 27 %        | 6,940         | 26%          |
| Employee benefit costs                        | 6,730  | 26 %        | 6,370         | 25%          |
| Expenses for other taxes and other provisions | 1,437  | 6 %         | 1,126         | 5%           |
| Other expenses                                | 2,086  | 8 %         | 1,824         | 8%           |
|   | <b>25,549</b>  | <b>100%</b> | <b>24,999</b> | <b>100 %</b> |

**JUMBO EC. B EOOD**  
**ANNUAL DIRECTORS' REPORT**  
**31 DECEMBER 2014**

---

**Financial Result**

The financial result of the Company in 2014 is a net profit of BGN 16,156 thousand (2013: BGN 13,872 thousand), which represents 18.35 % of the revenue from the sales of merchandise for 2014 (2013: 18.22 %). The increase in the Company's profit is due mainly to the increased sales revenue which leads to increase in the operating profit. The increase in the operating profit however is compensated with the decrease in the interest income.

At the moment no meeting of the Board of Directors of the single shareholder is scheduled to be held in 2015 at which to be taken a decision for distribution of the realised financial result in the form of dividends and/or transfer of the realised financial result into the Retained earnings.

**Non-current Assets**

There is no significant change in the structure of the non-current assets of the Company in comparison to the end of the previous year. The non-current assets of the Company at the end of the reporting period were BGN 196,698 thousand, consisting mainly of property, plant and equipment amounting to BGN 193,517 thousand (98 %). The remaining non-current assets represent mainly trade and other receivables amounting to BGN 3,118 thousand, as well as intangible assets and deferred tax assets. Additional information about the non-current assets is disclosed in Notes 6, 7, 9 and 11 to the financial statements.

**Current Assets**

There is no significant change in the structure of the current assets of the Company in comparison to the end of the previous year. The current assets of the Company at the end of the reporting period were BGN 126,969 thousand, consisting mainly of cash amounting to BGN 110,028 thousand (87 %). The remaining current assets represent mainly inventories amounting to BGN 16,714 thousand, as well as trade and other receivables amounting to BGN 227 thousand. Additional information about the current assets is disclosed in Notes 8, 9 and 10 to the financial statements.

**Non-current Liabilities**

There is no significant change in the structure of the non-current liabilities of the Company in comparison to the end of the previous year. The non-current liabilities of the Company at the end of the reporting period were BGN 60 thousand, consisting only of retirement benefit obligations. Additional information about the non-current liabilities is disclosed in Note 13 to the financial statements.

**Current Liabilities**

There is no significant change in the structure of the current liabilities of the Company in comparison to the end of the previous year. The current liabilities of the Company at the end of the reporting period were BGN 7,251 thousand, consisting mainly of trade and other payables for the amount of BGN 6,791 thousand (94 %). The remaining current liabilities represent current income tax payables for the amount of BGN 426 thousand and other provisions for the amount of BGN 34 thousand. Additional information about the current liabilities is disclosed in Notes 14, 15 and 24 to the financial statements.

**Share Capital**

With a decision of the Board of Directors of the Parent Company dated 2 January 2014 the share capital of the Company is decreased with BGN 39,116,600 to BGN 248,594,400 through a decrease in the number of shares. The par value of a share is not changed; decreases only the number of shares, as disclosed in Note 12 to the financial statements.

The share capital of the Company at the end of the reporting period was BGN 248,594,400. The share capital consists of 2,485,944 shares with par value of BGN 100 each. The single shareholder of the Company as at 31 December 2014 and 2013 is JUMBO S.A., Greece, as disclosed in Note 12 to the financial statements.

**JUMBO EC. B EOOD**  
**ANNUAL DIRECTORS' REPORT**  
**31 DECEMBER 2014**

---

**FINANCIAL RATIOS**

**Liquidity**

Current ratio = Current assets / Current liabilities = BGN 126,969 thousand / BGN 7,251 thousand = **17.51** (2013: **6.95**)

Quick ratio = (Current assets – Inventory) / Current liabilities = (BGN 126,969 thousand – BGN 16,714 thousand) / BGN 7,251 thousand = **15.21** (2013: **6.22**)

Absolute ratio = Cash and cash Equivalents / Current liabilities = BGN 110,028 thousand / BGN 7,251 thousand = **15.17** (2013: **6.07**)

Net working capital = Current assets – Current liabilities = BGN 126,969 thousand – BGN 7,251 thousand = **BGN 119,718 thousand** (2013: **BGN 136,269 thousand**)

**Profitability**

Gross profit margin = Gross profit / Sales revenue = BGN 39,341 thousand / BGN 88,065 thousand = **44.67 %** (2013: **44.39 %**)

Pre-tax return on assets = Profit before income tax / Total assets = BGN 18,064 thousand / BGN 323,667 thousand = **5.58 %** (2013: **4.28 %**)

Return on equity = Comprehensive income / Equity = BGN 16,151 thousand / BGN 316,356 thousand = **5.11 %** (2013: **4.09 %**)

**Activity**

Days in inventory = Average inventory \* 365 / Cost of sales = BGN 16,809 thousand \* 365 / BGN 48,724 thousand = **126 days** (2013: **138 days**)

Total asset turnover = Sales revenue / Average total assets = BGN 88,065 thousand / BGN 342,959 thousand = **25.68 %** (2013: **20.75 %**)

**MANAGEMENT**

The management of the Company is carried out by Marios Petridis, General Manager and Alexandra Mihova, Procurator.

The remunerations received in the year by the key management personnel are those disclosed in Note 29 to the financial statements.

**FINANCIAL RISK MANAGEMENT**

The Company's activities potentially expose it to a variety of financial risks: market risk (including currency risk, interest rate risk and other price risk), credit risk and liquidity risk. The Management monitors the overall risk and seeks to neutralise the potential negative effects on the financial position of the Company as disclosed in Note 3 to the financial statements.

**EVENTS AFTER THE END OF THE REPORTING PERIOD**

There are no events which occurred after the end of the reporting period and which have impact on the financial statements, as disclosed in Note 31 to the financial statements.

# JUMBO EC. B EOOD

## ANNUAL DIRECTORS' REPORT

31 DECEMBER 2014

---

### OBJECTIVES FOR THE FUTURE DEVELOPMENT

One of the major objectives set by the management of the Company for 2015 are achieving an optimisation of the operating expenses and increasing the sales revenue with around 10 % in comparison to the realised in 2014.

The Company is not planning to open any new stores in 2015.

With regards to the development of personnel, the Company has an objective to keep the hired staff. In 2015 the Company will continue to invest in trainings and qualification of the employees.

### MANAGEMENT'S RESPONSIBILITIES

Under the Bulgarian legislation the management have to prepare financial statements annually, which financial statements should give a true and fair view of the financial position of the Company at the end of the year and of its financial performance and its cash flows for the year in accordance with IFRS.

The management confirms that they have applied in a consistent manner adequate accounting policies and that in the preparation of the financial statements as at 31 December 2014 they have applied the principle for prudence in the valuation of assets, liabilities income and expenses.

The management also confirm that they have adhered to the applicable financial reporting standards and the financial statements were prepared on a going concern basis.

The management are responsible for the correct recording in the accounting registers, for the adequate management of the assets and for the execution of the proper measures for the prevention and detection of potential fraud and other irregularities.



---

Alexandra Mihova, Procurator  
Sofia  
10 February 2015

**JUMBO EC. B EOOD**  
**STATEMENT OF FINANCIAL POSITION**  
**31 DECEMBER 2014**


*(All amounts in BGN thousands)*

|                                     | NOTE | AT 31 DECEMBER |                |
|-------------------------------------|------|----------------|----------------|
|                                     |      | 2014           | 2013           |
| <b>ASSETS</b>                       |      |                |                |
| <b>Non-current assets</b>           |      |                |                |
| Property, plant and equipment       | 6    | 193,517        | 199,977        |
| Intangible assets                   | 7    | 30             | 56             |
| Trade and other receivables         | 9    | 3,118          | 3,049          |
| Deferred income tax assets          | 11   | 33             | 14             |
|                                     |      | <b>196,698</b> | <b>203,096</b> |
| <b>Current assets</b>               |      |                |                |
| Inventory                           | 8    | 16,714         | 16,904         |
| Trade and other receivables         | 9    | 227            | 3,437          |
| Cash and cash equivalents           | 10   | 110,028        | 138,814        |
|                                     |      | <b>126,969</b> | <b>159,155</b> |
| <b>TOTAL ASSETS</b>                 |      | <b>323,667</b> | <b>362,251</b> |
| <b>EQUITY AND LIABILITIES</b>       |      |                |                |
| <b>Equity</b>                       |      |                |                |
| Share capital                       | 12   | 248,594        | 287,711        |
| Other reserves                      |      | (5)            | -              |
| Retained earnings                   |      | 67,767         | 51,611         |
|                                     |      | <b>316,356</b> | <b>339,322</b> |
| <b>Non-current liabilities</b>      |      |                |                |
| Retirement benefit obligations      | 13   | 60             | 43             |
|                                     |      | <b>60</b>      | <b>43</b>      |
| <b>Current liabilities</b>          |      |                |                |
| Trade and other payables            | 14   | 6,791          | 22,748         |
| Provisions                          | 15   | 34             | -              |
| Current income tax payables         | 24   | 426            | 138            |
|                                     |      | <b>7,251</b>   | <b>22,886</b>  |
| <b>Total liabilities</b>            |      | <b>7,311</b>   | <b>22,929</b>  |
| <b>TOTAL EQUITY AND LIABILITIES</b> |      | <b>323,667</b> | <b>362,251</b> |

These financial statements were approved by the Management on 10 February 2015



Desislava Grigorova, Chief Accountant

Alexandra Mihova, Procurator

Initialed in accordance with the audit report issued by NS CONSULTING OOD on 11 February 2015



Nino Kaloyanov, Registered Auditor





Snezhanka Kaloyanova, Manager

**JUMBO EC. B EOOD**  
**STATEMENT OF COMPREHENSIVE INCOME**  
**31 DECEMBER 2014**


*(All amounts in BGN thousands)*

|   | NOTE   | YEAR ENDED 31<br>DECEMBER |               |
|---|--------|---------------------------|---------------|
|   |        | 2014                      | 2013          |
| Sales Revenue   | 16     | 88,065                    | 76,142        |
| Cost of sales   | 17     | (48,724)                  | (42,339)      |
| <b>Gross profit</b>   |        | <b>39,341</b>             | <b>33,803</b> |
| Distribution costs  | 18     | (23,145)                  | (22,909)      |
| Administrative expenses   | 19     | (967)                     | (964)         |
| Other income and gains  | 20     | 1,109                     | 830           |
| Other expenses and losses   | 21     | (1,437)                   | (1,126)       |
| <b>Operating profit</b>   |        | <b>14,901</b>             | <b>9,634</b>  |
| Finance income  | 23     | 3,414                     | 6,113         |
| Finance costs   | 23     | (251)                     | (239)         |
| Finance income – Net  |        | 3,163                     | 5,874         |
| <b>Profit before income tax</b>   |        | <b>18,064</b>             | <b>15,508</b> |
| Income tax expense  | 24     | (1,908)                   | (1,636)       |
| <b>Profit for the year</b>  |        | <b>16,156</b>             | <b>13,872</b> |
| <b>Other comprehensive income that will not be reclassified to profit or loss</b> |        |                           |               |
| Remeasurements of retirement benefit obligations                                  | 13, 24 | (5)                       | (4)           |
| <b>Total other comprehensive income for the year, net of tax</b>                  |        | <b>(5)</b>                | <b>(4)</b>    |
| <b>Total comprehensive income for the year</b>                                    |        | <b>16,151</b>             | <b>13,868</b> |


These financial statements were approved by the Management on 10 February 2015

  
 Desislava Grigorova, Chief Accountant




  
 Alexandra Mihova, Procurator

Initialed in accordance with the audit report issued by NS CONSULTING OOD on 11 February 2015

  
 Nino Kaloyanov, Registered Auditor



  
 Snezhanka Kaloyanova, Manager

The notes on pages 9 to 43 are an integral part of these financial statements.



**JUMBO EC. B EOOD**  
**STATEMENT OF CHANGES IN EQUITY**  
**31 DECEMBER 2014**

*(All amounts in BGN thousands)*

|  | NOTE | Share capital   | Other reserves | Retained earnings | Total           |
|--|------|-----------------|----------------|-------------------|-----------------|
| <b>AT 1 JANUARY 2013</b>                           |      | <b>287,711</b>  | -              | <b>37,743</b>     | <b>325,454</b>  |
| <b>Comprehensive income</b>                        |      |                 |                |                   |                 |
| Profit for the year                                |      | -               | -              | 13,872            | 13,872          |
| Other comprehensive income for the year            |      | -               | -              | (4)               | (4)             |
| <b>Total comprehensive income</b>                  |      | <b>-</b>        | <b>-</b>       | <b>13,868</b>     | <b>13,868</b>   |
| <b>AT 31 DECEMBER 2013</b>                         |      | <b>287,711</b>  | -              | <b>51,611</b>     | <b>339,322</b>  |
| <b>Comprehensive income</b>                        |      |                 |                |                   |                 |
| Profit for the year                                |      | -               | -              | 16,156            | 16,156          |
| Other comprehensive income for the year            |      | -               | (5)            | -                 | (5)             |
| <b>Total comprehensive income</b>                  |      | <b>-</b>        | <b>(5)</b>     | <b>16,156</b>     | <b>16,151</b>   |
| <b>Transactions with owners</b>                    |      |                 |                |                   |                 |
| Share capital decrease through annulment of shares | 12   | (39,117)        | -              | -                 | (39,117)        |
| <b>Total transactions with owners</b>              |      | <b>(39,117)</b> | <b>-</b>       | <b>-</b>          | <b>(39,117)</b> |
| <b>AT 31 DECEMBER 2014</b>                         |      | <b>248,594</b>  | <b>(5)</b>     | <b>67,767</b>     | <b>316,356</b>  |

These financial statements were approved by the Management on 10 February 2015

Desislava Grigorova, Chief Accountant



Alexandra Mihova, Procurator

Initialed in accordance with the audit report issued by NS CONSULTING OOD on 11 February 2015

Nino Kaloyanov, Registered Auditor



Snezhanka Kaloyanova, Manager

**JUMBO EC. B EOOD**  
**STATEMENT OF CASH FLOWS**  
**31 DECEMBER 2014**

*(All amounts in BGN thousands)*

|  | NOTE | YEAR ENDED 31 DECEMBER |                |
|--|------|------------------------|----------------|
|  |      | 2014                   | 2013           |
| <b>CASH FLOWS FROM OPERATING ACTIVITIES</b>                  |      |                        |                |
| Cash generated from operations                               | 26   | 6,324                  | (1,130)        |
| Income tax paid  |      | (1,638)                | (1,816)        |
| <b>Net cash flows from operating activities</b>              |      | <b>4,686</b>           | <b>(2,946)</b> |
| <b>CASH FLOWS FROM INVESTING ACTIVITIES</b>                  |      |                        |                |
| Purchases of property, plant and equipment                   |      | (252)                  | (4,606)        |
| Proceeds from sales of property, plant and equipment         | 26   | -                      | 12             |
| Purchases of intangible assets                               |      | (9)                    | (7)            |
| <b>Net cash flows from investing activities</b>              |      | <b>(261)</b>           | <b>(4,601)</b> |
| <b>CASH FLOWS FROM FINANCING ACTIVITIES</b>                  |      |                        |                |
| Payments for share capital decrease                          |      | (39,117)               | -              |
| Interest received  |      | 6,154                  | 3,360          |
| Bank charges   |      | (214)                  | (200)          |
| <b>Net cash flows from financing activities</b>              |      | <b>(33,177)</b>        | <b>3,160</b>   |
| <b>Net decrease in cash and cash equivalents in the year</b> |      | <b>(28,752)</b>        | <b>(4,387)</b> |
| Cash and cash equivalents at beginning of the year           |      | 138,815                | 143,240        |
| Foreign exchange losses on cash and cash equivalents         |      | (35)                   | (39)           |
| <b>Cash and cash equivalents at end of the year</b>          | 10   | <b>110,028</b>         | <b>138,814</b> |

These financial statements were approved by the Management on 10 February 2015

Desislava Grigorova, Chief Accountant



Alexandra Mihova, Procurator

Initialled in accordance with the audit report issued by NS CONSULTING OOD on 11 February 2015

Nino Kaloyanov, Registered Auditor



Snezhanka Kaloyanova, Manager

*(All amounts in BGN thousands unless otherwise stated)*

**1. GENERAL INFORMATION**

JUMBO EC. B („*The Company*”) is a solely owned limited liability company registered in Bulgaria with domicile 1404 Sofia, 51 Bulgaria Blvd. The correspondence address of the Company is 1404 Sofia, 51 Bulgaria Blvd.

The main activities carried out by the Company are manufacture and wholesale and retail trade of all kinds of goods, including kid’s products, toys, baby’s products, office consumables, clothes, shoes, accessories for clothes and shoes, furnitures, tourist equipment and appliances, presents, all kinds of electrical appliances, technics and electronics, foods and agricultural produce, industrial and craftsmanship goods and export of all abovementioned goods and products, and representations of local and foreign companies, manufacturing the same goods and products. The Company is entitled to all other kinds of activities that are not forbidden under the legislation of Republic of Bulgaria.

The parent company of the Company which is also the ultimate parent of the Group which the Company is a part of is JUMBO S.A., Greece.

These financial statements were approved for publishing by the Management on 10 February 2015.

**2. ACCOUNTING POLICIES**

The principal accounting policies applied in the preparation of these financial statements are set out below. These policies have been consistently applied to all the years presented, unless otherwise stated.

**2.1. BASIS OF PREPARATION OF THE ANNUAL FINANCIAL STATEMENTS**

The financial statements have been prepared in accordance with International Financial Reporting Standards („*IFRS*”), published by the International Accounting Standards Board (“*IASB*”) and adopted for use in the European Union by the Commission of the European Union („*the European Commission*”). The financial statements have been prepared under the historical cost convention.

The preparation of financial statements in conformity with IFRS requires the use of certain critical accounting estimates. It also requires management to exercise its judgement in the process of applying the Company’s accounting policies. The areas involving a higher degree of judgement or complexity, or areas where assumptions and estimates are significant to the financial statements are disclosed in Note 4.

**2.1.1. NEW STANDARDS, AMENDMENTS TO EXISTING STANDARDS AND INTERPRETATIONS EFFECTIVE IN 2014 AND RELEVANT TO THE COMPANY**

The following standards, amendments and interpretations are mandatory for the preparations of financial statements for reporting periods beginning on or after 1 January 2014 and are relevant to the Company’s operations:

**IAS 32 (Amendment) “Offsetting Financial Assets and Financial Liabilities”** (published by IASB in December 2011, adopted by the European Commission in December 2012, effective for reporting periods beginning on or after 1 January 2014) The amendments to the standard clarify the meaning of “currently has a legally enforceable right to set-off” and that some gross settlement systems may be considered equivalent to net settlement. The Company applies the amendments to the standard and presents the required disclosures regarding offsetting of financial assets and liabilities.

*(All amounts in BGN thousands unless otherwise stated)*

**IAS 36 (Amendment) “Recoverable Amount Disclosures for Non-Financial Assets”** (published by IASB in May 2013, adopted by the European Commission in December 2013, effective for reporting periods beginning on or after **1 January 2014**) The amendment clarifies that the scope of the disclosures about the recoverable amount if impaired assets is limited to the recoverable amount of impaired assets that is based on fair value less costs of disposal. The Company is applying the amendments to the standard but this has no significant effect on its financial statements due to the fact that it has no impaired assets.

**2.1.2. NEW STANDARDS, AMENDMENTS TO EXISTING STANDARDS AND INTERPRETATIONS EFFECTIVE IN 2015 AND AFTERWARDS AND EARLY ADOPTED BY THE COMPANY**

There are no new standards, amendments of existing standards and interpretations that are early adopted by the Company in 2014.

**2.1.3. NEW STANDARDS, AMENDMENTS TO EXISTING STANDARDS AND INTERPRETATIONS EFFECTIVE IN 2014 AND NOT RELEVANT TO THE COMPANY**

The following standards, amendments and interpretations are mandatory for the preparations of financial statements for reporting periods beginning on or after 1 January 2014, but are not relevant to the Company’s operations:

- IFRS 10 “Consolidated Financial Statements” and consequential amendments to IAS 27 “Separate Financial Statements”
- IFRS 11 “Joint Arrangements” and consequential amendments to IAS 28 “Investments in Associates and Joint Ventures”
- IFRS 12 “Disclosure of Interests in Other Entities”
- IFRS 10, IFRS 11 & IFRS 12 (Amendments) “Transition Guidance”
- IFRS 10, IFRS 11 & IAS 27 (Amendments) “Investment Entities”
- IAS 39 (Amendment) “Novation of Derivatives and Continuation of Hedge Accounting”

**2.1.4. NEW STANDARDS, AMENDMENTS TO EXISTING STANDARDS AND INTERPRETATIONS EFFECTIVE IN 2015 AND AFTERWARDS, RELEVANT TO BUT NOT EARLY ADOPTED BY THE COMPANY**

The following standards, amendments and interpretations are published and are mandatory for reporting periods beginning on different dates, the earlier of which is 17 June 2014 and are relevant to the Company:

**IFRS 9 “Financial Instruments”** (published by IASB in July 2014, expecting adoption by the European Commission, effective for reporting periods beginning on or after **1 January 2018**) The package of improvements introduced by IFRS 9 includes a logical model for classification and measurement, a single, forward-looking “expected loss” impairment model and a substantially-reformed approach to hedge accounting, as follows:

- **Classification and measurement:** IFRS 9 introduces a logical approach for the classification of financial assets, which is driven by cash flow characteristics and the business model in which an asset is held. This single, principle-based approach replaces existing rule-based requirements that are generally considered to be overly complex and difficult to apply. The new model also results in a single impairment model being applied to all financial instruments, thereby removing a source of complexity associated with previous accounting requirements.
- **Impairment:** IFRS 9 introduces a new, expected-loss impairment model that will require more timely recognition of expected credit losses. Specifically, the new Standard requires entities to account for expected credit losses from when financial instruments are first recognised and to recognise full lifetime expected losses on a more timely basis.
- **Hedge Accounting:** IFRS 9 introduces a substantially-reformed model for hedge accounting, with enhanced disclosures about risk management activity.
- **Own credit:** IFRS 9 also removes the volatility in profit or loss that was caused by changes in the

*(All amounts in BGN thousands unless otherwise stated)*

credit risk of liabilities elected to be measured at fair value. This change in accounting means that gains caused by the deterioration of an entity's own credit risk on such liabilities are no longer recognised in profit or loss.

The Company will apply the new standard after its adoption by the European Commission. At the moment, the potential impact of the standard on the financial statements cannot be assessed.

**IFRS 15 “Revenue from Contracts with Customers” (published by IASB in May 2014, expecting adoption by the European Commission, effective for reporting periods beginning on or after 1 January 2017)** The core principle of the new standard is for companies to recognise revenue to depict the transfer of goods or services to customers in amounts that reflect the consideration (that is, payment) to which the company expects to be entitled in exchange for those goods or services. The new standard will also result in enhanced disclosures about revenue, provide guidance for transactions that were not previously addressed comprehensively (for example, service revenue and contract modifications) and improve guidance for multiple-element arrangements. The Company will apply the new standard after its adoption by the European Commission. At the moment it is not expected that the new Standard will affect significantly the financial statements of the Company.

**IAS 1 (Amendments) “Disclosure Initiative” (published by IASB in December 2014, expecting adoption by the European Commission, effective for reporting periods beginning on or after 1 January 2016)** The amendments to the standard are designed to further encourage companies to apply professional judgement in determining what information to disclose in their financial statements. For example, the amendments make clear that materiality applies to the whole of financial statements and that the inclusion of immaterial information can inhibit the usefulness of financial disclosures. Furthermore, the amendments clarify that companies should use professional judgement in determining where and in what order information is presented in the financial disclosures. The Company will apply the amendments to the standard after their adoption by the European Commission. At the moment it is not expected that this will affect significantly the financial statements of the Company.

**IFRIC 21 “Levies” (published by IASB in May 2013, adopted by the European Commission in June 2014, effective for reporting periods beginning on or after 17 June 2014)** IFRIC 21 is an interpretation of IAS 37. IAS 37 sets out criteria for the recognition of a liability, one of which is the requirement for the entity to have a present obligation as a result of a past event (known as an obligating event). The Interpretation clarifies that the obligating event that gives rise to a liability to pay a levy is the activity described in the relevant legislation that triggers the payment of the levy. The Company will apply the Interpretation after becoming effective. At the moment it is not expected the application of this Interpretation to have significant impact on the financial information of the Company.

**Annual Improvements to IFRSs 2010 – 2012 Cycle & 2011 – 2013 Cycle (published by IASB in December 2013, adopted by the European Commission in December 2014, effective for reporting periods beginning on or after 1 January or 1 February 2015)** The amendments relates to the following standards and respective topics:

- **IFRS 1** – meaning of ‘effective IFRSs’;
- **IFRS 2** – definition of vesting condition;
- **IFRS 3** – accounting for contingent consideration in a business combination and scope exemptions for joint ventures;
- **IFRS 8** – aggregation of operating segments and reconciliation of the total of the reportable segments’ assets to the entity’s assets ;
- **IFRS 13** – short-term receivables and payables and scope of paragraph 52 (portfolio exception);
- **IAS 16** – revaluation method – proportionate restatement of accumulated depreciation;
- **IAS 24** – key management personnel;
- **IAS 38** – revaluation method – proportionate restatement of accumulated depreciation; and
- **IAS 40** – clarifying the interrelationship between IFRS 3 and IAS 40 when classifying property as investment property or owner-occupied property.

The Company will apply the amendments to the applicable standards after becoming effective but this is not expected to significantly affect its financial statements.

*(All amounts in BGN thousands unless otherwise stated)*

**Annual Improvements to IFRSs 2012 – 2014 Cycle (published by IASB in September 2014, expecting adoption by the European Commission, effective for reporting periods beginning on or after 1 January 2016)** The amendments relates to the following standards and respective topics:

- **IFRS 5** – changes in methods of disposal;
- **IFRS 7** – servicing contracts and applicability of the amendments to IFRS 7 to condensed interim financial statements;
- **IAS 19** – discount rate: regional market issue; and
- **IAS 34** – disclosure of information “elsewhere in the interim financial report”.

The Company will apply the amendments to the applicable standards after their adoption by the European Commission but this is not expected to significantly affect its financial statements.

**2.1.5. NEW STANDARDS, AMENDMENTS TO EXISTING STANDARDS AND INTERPRETATIONS EFFECTIVE IN 2015 AND AFTERWARDS AND NOT RELEVANT TO THE COMPANY**

The following standards, amendments and interpretations are published and are mandatory for reporting periods beginning on different dates, the earlier of which is 1 February 2015 and are not relevant to the Company:

- IFRS 10 and IAS 28 (Amendments) “Sale or Contribution of Assets between an Investor and its Associate or Joint Venture”
- IFRS 10, IFRS 12 and IAS 28 (Amendments) “Investment Entities: Applying the Consolidation Exception”
- IFRS 11 (Amendments) “Accounting for Acquisitions of Interests in Joint Operations”
- IFRS 14 “Regulatory Deferral Accounts”
- IAS 16 and IAS 38 (Amendments) “Clarification of Acceptable Methods of Depreciation and Amortisation”
- IAS 16 and IAS 41 (Amendments) “Bearer Plants”
- IAS 19 (Amendments) “Defined Benefit Plans: Employee Contributions”
- IAS 27 (Amendments) “Equity Method in Separate Financial Statements”

*(All amounts in BGN thousands unless otherwise stated)*

**2.2. FOREIGN CURRENCY TRANSLATION****2.2.1. FUNCTIONAL AND PRESENTATION CURRENCY**

Items included in the financial statements of the Company are measured using the currency of the primary economic environment in which the entity operates ('the functional currency'). The financial statements are presented in Bulgarian Leva (BGN), which is the Company's functional and presentation currency. The Bulgarian Lev is fixed to the EUR by the means of the enforced currency board in the Republic of Bulgaria since 1 January 1999.

**2.2.2. TRANSACTIONS AND BALANCES**

Foreign currency transactions are translated into the functional currency using the exchange rates prevailing at the dates of the transactions. Foreign exchange gains and losses resulting from the settlement of such transactions and from the translation at year-end exchange rates of monetary assets and liabilities denominated in foreign currencies are recognised in the Statement of comprehensive income. The closing exchange rates of the BGN against the major foreign currencies relevant to the Company's operations for the reporting periods of the financial statements are as follows:

|       | <b>AT 31 DECEMBER</b> |             |
|-------|-----------------------|-------------|
|       | <b>2014</b>           | <b>2013</b> |
| 1 EUR | 1.95583               | 1.95583     |

**2.3. PROPERTY, PLANT AND EQUIPMENT**

Property, plant and equipment except for lands are shown at cost less subsequent depreciation and impairment. Land is shown at cost less impairment. Cost includes the purchase price, including customs duties and non-refundable taxes, if any, as well as expenditure that is directly attributable to the acquisition of the items. Cost does not include borrowing costs for there are no qualifying assets.

Subsequent costs are included in the asset's carrying amount or recognised as a separate asset, as appropriate, only when it is probable that future economic benefits associated with the item will flow to the Company and the cost of the item can be measured reliably. All other repairs and maintenance are charged to the Statement of comprehensive income during the financial period in which they are incurred.

Land is not depreciated. Depreciation on other assets is calculated using the straight-line method to allocate their cost to their residual values over their estimated useful lives, as follows:

|                        | <b>YEARS</b> |
|------------------------|--------------|
| Buildings              | 30           |
| Machines and equipment | 5 – 10       |
| Computers              | 3 – 4        |
| Furniture and fittings | 5 – 9        |

The assets' residual values and useful lives are reviewed by the management, and adjusted if appropriate, at the end of each reporting period.

An asset's carrying amount is written down immediately to its recoverable amount if the asset's carrying amount is greater than its estimated recoverable amount (Note 2.5).

*(All amounts in BGN thousands unless otherwise stated)*

Gains and losses on disposals are determined by comparing proceeds with the carrying amounts of the disposed assets. These are included in the Statement of comprehensive income in other income or other expenses line items.

**2.4. INTANGIBLE ASSETS**

**2.4.1. COMPUTER SOFTWARE**

Separately acquired computer software programmes are carried at cost less subsequent amortisation and impairment. Cost includes the purchase price and other expenditure that is directly attributable to the acquisition of the items and the preparation of the assets for their expected use. Cost does not include borrowing costs for there are no qualifying assets. These intangible assets have finite useful lives. Amortisation is calculated using the straight-line method to allocate their cost to their residual values over their estimated useful lives, as follows:

|                   | <b>YEARS</b> |
|-------------------|--------------|
| Computer software | 3 – 4        |

Costs associated with maintaining computer software programmes are recognised as an expense as incurred.

**2.5. IMPAIRMENT OF NON-FINANCIAL ASSETS**

Assets that have an indefinite useful life are not subject to amortisation and are tested annually for impairment. Assets that are subject to depreciation or amortisation are reviewed for impairment whenever events or changes in circumstances indicate that the carrying amount may not be recoverable. An impairment loss is recognised for the amount by which the asset's carrying amount exceeds its recoverable amount. The recoverable amount is the higher of the following two: (1) an asset's fair value less costs to sell and (2) value in use. For the purposes of assessing impairment, assets are grouped at the lowest levels for which there are separately identifiable cash flows (cash-generating units). Non-financial assets that suffered impairment are reviewed for possible reversal of the impairment at each reporting date.

**2.6. FINANCIAL ASSETS**

**2.6.1. CLASSIFICATION OF FINANCIAL ASSETS**

The Company classifies its financial assets as loans and receivables. The classification depends on the purpose for which the financial assets were acquired. Management determines the classification of its financial assets at initial recognition.

Loans and receivables are non-derivative financial assets with fixed or determinable payments that are not quoted in an active market and that are not designated at their initial recognition as held for trading, at fair value through profit or loss or available for sale. They are included in current assets, except for maturities greater than 12 months after the end of the reporting period, which are classified as non-current. Loans and receivables include trade and other receivables (except for the advances paid to suppliers) as well as cash and cash equivalents on the Statement of financial position (Notes 2.8 and 2.9).



*(All amounts in BGN thousands unless otherwise stated)*

**2.6.2. RECOGNITION AND MEASUREMENT OF FINANCIAL ASSETS**

At their recognition, the financial assets are measured at fair value, plus, for those financial assets that are not carried at fair value through profit or loss, the transaction costs which are directly attributable to the acquisition of the financial assets.

Loans and receivables are subsequently carried at amortised cost using the effective interest method.

Financial assets are derecognised when the rights to receive cash flows from the investments have expired or have been transferred and the Company has transferred substantially all risks and rewards of ownership of the financial assets.

**2.6.3. IMPAIRMENT OF FINANCIAL ASSETS CARRIED AT AMORTISED COST**

The company assesses at the end of each reporting period whether there is objective evidence that a financial asset or group of financial assets is impaired. A financial asset or a group of financial assets is impaired and impairment losses are incurred only if there is objective evidence of impairment as a result of one or more events that occurred after the initial recognition of the asset (a "loss event") and that loss event (or events) has an impact on the estimated future cash flows of the financial asset or group of financial assets that can be reliably estimated.

The criteria that the company uses to determine that there is objective evidence of an impairment loss include:

- ✓ Significant financial difficulty of the issuer or obligor;
- ✓ A breach of contract, such as a default or delinquency in interest or principal payments;
- ✓ The company, for economic or legal reasons relating to the borrower's financial difficulty, granting to the borrower a concession that the lender would not otherwise consider;
- ✓ It becomes probable that the borrower will enter bankruptcy or other financial reorganisation;
- ✓ The disappearance of an active market for that financial asset because of financial difficulties; or
- ✓ Observable data indicating that there is a measurable decrease in the estimated future cash flows from a portfolio of financial assets since the initial recognition of those assets, although the decrease cannot yet be identified with the individual financial assets in the portfolio, including adverse changes in the payment status of borrowers in the portfolio and national or local economic conditions that correlate with defaults on the assets in the portfolio.

The company first assesses whether objective evidence of impairment exists separately for financial assets that are individually significant and separately or in aggregate for financial assets that are not individually significant.

The amount of the loss is measured as the difference between the asset's carrying amount and the present value of estimated future cash flows (excluding future credit losses that have not been incurred) discounted at the financial asset's original effective interest rate. The asset's carrying amount of the asset is reduced and the amount of the loss is recognised in the profit or loss. If a loan has a variable interest rate, the discount rate for measuring any impairment loss is the current effective interest rate determined under the contract.

If, in a subsequent period, the amount of the impairment loss decreases and the decrease can be related objectively to an event occurring after the impairment was recognised (such as an improvement in the debtor's credit rating), the reversal of the previously recognised impairment loss is recognised in the profit or loss.

*(All amounts in BGN thousands unless otherwise stated)*

**2.6.4. OFFSETING FINANCIAL ASSETS AND LIABILITIES**

Financial assets and liabilities are offset and the net amount reported in the Statement of financial position when there is a legally enforceable right to offset the recognised amounts and there is an intention to settle on a net basis, or realise the asset and settle the liability simultaneously.

**2.7. INVENTORY**

Inventories are stated at the lower cost or net realizable value. The delivery cost of inventories includes the sum of all purchase costs, or other costs incurred in bringing the inventories to their present location and condition. Cost excludes borrowing costs for there are no qualifying assets. Net realizable value is the estimate of the selling price in the ordinary course of business, less estimated costs necessary to make the sale. The method used to determine cost of inventories when they are expensed is weighted average cost.

**2.8. TRADE RECEIVABLES**

Trade receivables are amounts due from customers for merchandise sold or services performed in the ordinary course of business. If collection is expected in 12 months or less from the period end, they are classified as current assets. If not, they are presented as noncurrent assets.

Trade receivables are recognised initially at fair value and subsequently measured at amortised cost (using the effective interest method), less provision for impairment.

If some of the criteria described in p. 2.6.3 exist including delinquency in payments (more than 30 days) are considered indicators that the trade receivable is impaired. The carrying amount of the asset is reduced through the use of an allowance account, and the amount of the loss is recognised in the Statement of comprehensive income. When a trade receivable is uncollectible, it is written off against the allowance account for trade receivables. Subsequent recoveries of amounts previously written off are credited against the Statement of comprehensive income.

**2.9. CASH AND CASH EQUIVALENTS**

Cash and cash equivalents includes cash in hand, deposits held at call with banks, other short-term highly liquid investments with original maturities of 3 months or less.

**2.10. SHARE CAPITAL**

The Company reports its share capital on the nominal value of the shares as registered in the Trade register.

**2.11. TRADE PAYABLES**

Trade payables are obligations to pay for goods or services that have been acquired in the ordinary course of business from suppliers. Accounts payable are classified as current liabilities if payment is due within 12 months or less after the period end. If not, they are presented as non-current liabilities.

Trade payables are recognised initially at fair value and subsequently measured at amortised cost using the effective interest method.

*(All amounts in BGN thousands unless otherwise stated)*

---

**2.12. BORROWINGS**

Borrowings are classified as current liabilities when the payment is to be executed within 12 months after the period end and unless the Company has an unconditional right to defer settlement of the liability for at least 12 months after the end of the reporting period. If not, they are presented as non-current liabilities.

Borrowings are recognised initially at fair value, net of transaction costs incurred. Borrowings are subsequently stated at amortised cost; any difference between the proceeds (net of transaction costs) and the redemption value is recognised in the Statement of comprehensive income over the period of the borrowings using the effective interest method.

**2.13. CURRENT AND DEFERRED INCOME TAX**

The income tax expense, included in the profit or loss for the period, comprises current and deferred tax expense. Current and deferred tax is recognised in the profit or loss, except to the extent that it relates to items recognised during the current year or previously in other comprehensive income or directly in equity. In this case the current and deferred tax is also recognised in other comprehensive income or directly in equity, respectively.

The current income tax charge, as well as the current tax assets/liabilities for the current and previous periods is calculated on the basis of the amount that is expected to be paid/received to the taxation authorities when applying the tax rates (and tax laws) enacted or substantively enacted at the end of the reporting period. The current income tax for the current and previous periods is recognised as a liability (Current income tax liabilities) to the extent that it is not paid. If the already paid amount for current income tax is greater than the amount payable for the current and previous periods the excess is recognised as an assets (Current income tax receivables).

Deferred income tax is recognised, using the liability method, on all taxable or refundable temporary differences arising between the tax bases of assets and liabilities and their carrying amounts in the financial statements. However, the deferred income tax is not accounted for if it arises from initial recognition of an asset or liability in a transaction other than a business combination that at the time of the transaction affects neither accounting nor taxable profit or loss. Deferred income tax assets and liabilities are determined using tax rates (and tax laws) that have been enacted or substantially enacted by the end of the reporting period and are expected to apply when the related deferred income tax asset is realised or the deferred income tax liability is settled.

Deferred income tax assets are recognised only to the extent that it is probable that future taxable profit will be available against which the temporary differences can be utilised.

Deferred income tax assets and liabilities are offset when there is a legally enforceable right to offset current tax assets against current tax liabilities and when the deferred income taxes assets and liabilities relate to income taxes levied by the same taxation authority on one taxable entity. The deferred assets/liabilities are presented netted in the Statement of financial position.

*(All amounts in BGN thousands unless otherwise stated)*

**2.14. EMPLOYEE BENEFITS**

**2.14.1 RETIREMENT BENEFIT OBLIGATIONS**

The Company has a defined benefit plan. The defined benefit plan defines an amount of pension benefit that an employee will receive on retirement, usually dependent on one or more factors such as age, years of service and compensation.

The liability recognised in the Statement of financial position in respect of defined benefit pension plans is the present value of the defined benefit obligation at the end of the reporting period. The defined benefit obligation is calculated annually by independent actuaries using the projected unit credit method. The present value of the defined benefit obligation is determined by discounting the estimated future cash outflows using interest rates of high-quality government bonds that are denominated in the currency in which the benefits will be paid and that have terms to maturity approximating to the terms of the related pension liability.

Actuarial gains and losses arising from experience adjustments and changes in actuarial assumptions are charged or credited to equity and to other comprehensive income in the period in which they arise.

Current service costs, past-service costs, gains or losses at settlement, as well as the net interest on the net defined benefit plan liability are recognised in the profit or loss in the Statement of comprehensive income.

**2.15. PROVISIONS**

Provisions are recognised when: the Company has a present legal or constructive obligation as a result of past events; it is probable that an outflow of resources will be required to settle the obligation; and the amount has been reliably estimated. Provisions are not recognised for future operating losses.

Where there are a number of similar obligations, the likelihood that an outflow will be required in settlement is determined by considering the class of obligations as a whole. A provision is recognised even if the likelihood of an outflow with respect to any one item included in the same class of obligations may be small.

Provisions are measured at the present value of the expenditures expected to be required to settle the obligation using a pre-tax rate that reflects current market assessments of the time value of money and the risks specific to the obligation. The increase in the provision due to passage of time is recognised as interest expense in the Statement of comprehensive income.

**2.16. REVENUE RECOGNITION**

Revenue comprises the fair value of the consideration received or receivable for the sale of goods and rendering of services in the ordinary course of the Company's activities. Revenue is shown net of value-added tax, returns, rebates and discounts.

**2.16.1 SALES OF GOODS**

Sales of goods are recognised when the Company has transferred to the client the significant risks and rewards inherent to the ownership of the goods, no managerial involvement and effective control over the goods has been retained, the amount of revenue and the costs incurred or to be incurred in relation to the transaction can be measured reliably and it is probable that the economic benefits associated with the transaction will flow to the Company.

**2.16.2 SALES OF SERVICES**

Revenue from rendering of services is recognised when the outcome of a transaction can be measured reliably and by reference to the stage of completion of the transaction at the end of the reporting period. The outcome of the transaction can be estimated reliably when the amount of revenue can be measured reliably, it is probable that the economic benefits associated with the transaction will flow to the Company, the stage of completion can be measured reliably and cost incurred or to be incurred in relation to the transaction can be measured reliability. The stage of completion of transactions for rendering of services is measured on the basis of review of the performed work.

**2.16.3 INTEREST INCOME**

Interest income is recognised using the effective interest method. When a loan and receivable is impaired, the Company reduces the carrying amount to its recoverable amount, being the estimated future cash flow discounted at the original effective interest rate of the instrument, and continues unwinding the discount as interest income. Interest income on impaired loan and receivables are recognised using the original effective interest rate.

**2.17. LEASES**

The Company classifies the lease contracts as finance or operating lease based on the extent to which the risks and rewards of ownership are to the lessor or the lessee. A lease contract is classified as a finance lease if it transfers substantially all the risks and rewards of ownership to the lessee. In all other cases the lease contract is classified as an operating lease. The classification of the contracts is made at the inception of the lease.

**2.17.1 FINANCE LEASE WHERE THE COMPANY IS A LESSEE**

The Company has property, plant and equipment under finance lease. Finance leases are capitalised at the lease's commencement at the lower of the fair value of the leased property and the present value of the minimum lease payments. Additional direct costs incurred by the Company are capitalised in the assets.

Each lease payment is allocated between the liability and finance charges so as to achieve a constant rate on the finance balance outstanding. The interest element of the finance cost is charged to the Statement of comprehensive income over the lease period so as to produce a constant periodic rate of interest on the remaining balance of the liability for each period. The corresponding rental obligations, net of finance charges, are included in other current and non-current borrowings. The Property, plant and equipment acquired under finance leases is depreciated over the shorter of the useful life of the asset and the lease term.

**2.17.2 OPERATING LEASE WHERE THE COMPANY IS A LESSEE**

The company holds hired assets of property, plant and equipment under operating leases. Payments made under operating leases (net of any incentives received from the lessor) are charged to the Statement of comprehensive income on a straight-line basis over the period of the lease.

**2.17.3 OPERATING LEASE WHERE THE COMPANY IS A LESSOR**

The Company rents assets of property, plant and equipment under operating lease contracts. The assets that are leased out under operating leases are included in the Statement of financial position of the Company based on their nature. Lease income is recognised in the Statement of comprehensive income over the term of the lease on a straight-line basis.

# **JUMBO EC. B EOOD**

## **NOTES TO THE FINANCIAL STATEMENTS**

**31 DECEMBER 2014**

*(All amounts in BGN thousands unless otherwise stated)*

---

### **2.18. RELATED PARTIES**

For the purposes of these financial statements, the Company presents as related parties its parent company and its related parties thereof, the Company's key management personnel and their close family members and their related parties thereof.

### **2.19. DIVIDEND DISTRIBUTION**

Dividend distribution to the Company's single shareholder is recognised as a liability in the Company's financial statements in the period in which the dividends are approved by the Board of Directors of the parent company.

*(All amounts in BGN thousands unless otherwise stated)*

**3. FINANCIAL RISK MANAGEMENT**

**3.1. FINANCIAL RISK FACTORS**

The Company's activities potentially expose it to a variety of financial risks: market risk (including currency risk, interest rate risk and other price risk), credit risk and liquidity risk. The Company's overall risk management programme focuses on the unpredictability of financial markets and seeks to minimise potential adverse effects on the Company's financial performance. Financial risk management is carried out by the management in accordance with the selected and approved policy.

**3.1.1. MARKET RISK**

**(A) CURRENCY RISK**

The Company operates in Bulgaria and since the Bulgarian Leva (BGN) has been officially pegged to the Euro (EUR) at a fixed rate (Note 2.2.1), it is exposed to foreign exchange risk only from purchases, related to the construction of property, plant and equipment, denominated in foreign currencies other than the EUR, mainly: US dollar (USD). The currency risk is monitored and minimised only by the minimisation of the portion of those purchases. The Company has no significant assets or liabilities denominated in USD as at 31 December 2014.

**(B) INTEREST RATE RISK**

The Company has significant interest bearing assets in the form of short-term bank deposits but the Company's income and cash in-flows from operating and financing activity are to a high degree independent of changes in the market interest rates since the interest bearing assets are contracted at fixed interest rates. The Company has no assets with floating rates as at 31 December 2014. The Company has no significant interest bearing liabilities.

**(C) OTHER PRICE RISK**

The Company is not exposed to other price risk regarding investments held by it since it has no available-for-sale assets or assets accounted for at fair value through profit and loss. The Company is not exposed to other price risk and with regards to financial assets related to price levels of commodities.

**3.1.2. CREDIT RISK**

Credit risk is managed centralised by the Management of the Company. Credit risk arises from cash and cash equivalents, deposits with banks and financial institutions, as well as credit exposures to customers, including outstanding current receivables. For banks and financial institutions, the Company uses the services only of Bulgarian banks with good reputation. With regards to customers, apart from the sales to the Parent Company, the Company sells merchandise to end customers, predominantly in cash and no credit limits are allowed.

For further disclosures regarding the credit risk refer to Notes 9 and 10.

*(All amounts in BGN thousands unless otherwise stated)*

**3.1.3. LIQUIDITY RISK**

Liquidity risk management implies maintaining sufficient cash, cash equivalents and marketable securities, as well as the availability of funding through an adequate amount of committed credit facilities, such as bank overdrafts and revolving credit lines, if considered necessary.

Management monitors forecasts of the Company's liquidity reserve comprising cash and cash equivalents (Note 10). The forecasts are based on the expected cash flows.

The non-derivative financial liabilities have the following maturities, where the amounts disclosed are the contractual undiscounted cash flows:

| <b>AT 31 DECEMBER 2014</b> | <b>Less than<br/>6 months</b> | <b>Between 6<br/>months<br/>and 1 year</b> | <b>Between 1<br/>and 5 years</b> | <b>Over 5<br/>years</b> | <b>Total</b> |
|----------------------------|-------------------------------|--|----------------------------------|-------------------------|--------------|
| Trade and other payables   | 2,605                         | -  | -                                | -                       | 2,605        |
| <b>Total</b>               | <b>2,605</b>                  | <b>-</b>                                   | <b>-</b>                         | <b>-</b>                | <b>2,605</b> |

| <b>AT 31 DECEMBER 2013</b> | <b>Less than<br/>6 months</b> | <b>Between 6<br/>months<br/>and 1 year</b> | <b>Between 1<br/>and 5 years</b> | <b>Over 5<br/>years</b> | <b>Total</b>  |
|----------------------------|-------------------------------|--|----------------------------------|-------------------------|---------------|
| Trade and other payables   | 18,769                        | -  | -                                | -                       | 18,769        |
| <b>Total</b>               | <b>18,769</b>                 | <b>-</b>                                   | <b>-</b>                         | <b>-</b>                | <b>18,769</b> |

In the category of trade and other payables are not included those arising from regulatory requirements (tax payables and social security payables) as well as the advances paid from customers and the deferred revenue.

There are no non-derivative financial liabilities for which the cash flows to occur earlier than the periods shown in the table above.

**3.2. CAPITAL RISK MANAGEMENT**

The Management's objectives when managing capital are to safeguard the Company's ability to continue as a going concern and to provide adequate returns for the shareholder and benefits for other stakeholders. Management is trying to achieve those objectives through adequate pricing of the goods and the services comparable to the risk level and through maintaining optimal capital structure aimed at minimisation of its cost.

The Company is not subject to externally imposed capital requirements. The Company manages the capital structure and makes relevant adjustments according to the changes of the economic conditions and the risk characteristics of the major assets. In order to maintain or adjust the capital structure, the Company may adjust the amount of dividends paid to the shareholder, return capital to shareholder, issue new shares or sell assets to reduce debt.

The Company monitors capital on the basis of the gearing ratio. This ratio is calculated as net debt divided by total capital. Net debt is calculated as total borrowings (as shown in the Statement of financial position) less cash and cash equivalents. The total capital is calculated as equity (as shown in the Statement of financial position) plus the net debt.

In 2014 the Company's strategy, which was unchanged from 2013, was not to use borrowings.



*(All amounts in BGN thousands unless otherwise stated)*

**3.3. FAIR VALUE ESTIMATION**

The Company has no financial instruments that are carried at fair value at the Statement of financial position. The fair values for disclosure purposes of the following financial instruments are assumed to approximate their carrying values:

- Trade and other receivables;
- Cash and cash equivalents; and
- Trade and other payables.

**3.4. OFFSETTING FINANCIAL ASSETS AND FINANCIAL LIABILITIES**

The Company offsets financial assets and financial liabilities under a contract for offsetting accounts receivables concluded in 2013 with JUMBO SA, Greece (Parent Company) and under a contract for offsetting accounts receivables concluded in 2014 with JUMBO EC. R SRL, Romania (Other related party).

**3.4.1. FINANCIAL ASSETS**

The following financial assets are subject to offsetting in the Statement of financial position due to the fact that they are encompassed by enforceable master netting arrangements or similar agreements:

| <b>AT 31 DECEMBER 2014</b>                | <b>Gross amount<br/>of recognised<br/>financial assets</b> | <b>Gross amount<br/>of recognised<br/>financial<br/>liabilities set<br/>off in the<br/>Statement of<br/>financial<br/>position</b> | <b>Net amount of<br/>financial assets<br/>presented in<br/>the Statement<br/>of financial<br/>position</b> |
|---|--|--|--|
| Receivables from JUMBO SA, Greece         | 227  | (227)  | -  |
| Receivables from JUMBO EC. R SRL, Romania | 471  | (471)  | -  |
| <b>Total</b>                              | <b>698</b>   | <b>(698)</b>   | <b>-</b>   |

| <b>AT 31 DECEMBER 2013</b>        | <b>Gross amount<br/>of recognised<br/>financial assets</b> | <b>Gross amount<br/>of recognised<br/>financial<br/>liabilities set<br/>off in the<br/>Statement of<br/>financial<br/>position</b> | <b>Net amount of<br/>financial assets<br/>presented in<br/>the Statement<br/>of financial<br/>position</b> |
|-----------------------------------|--|--|--|
| Receivables from JUMBO SA, Greece | 360  | (360)  | -  |
| <b>Total</b>                      | <b>360</b>   | <b>(360)</b>   | <b>-</b>   |

*(All amounts in BGN thousands unless otherwise stated)*

**3.4.2. FINANCIAL LIABILITIES**

The following financial liabilities are subject to offsetting in the Statement of financial position due to the fact that they are encompassed by enforceable master netting arrangements or similar agreements:

| <b>AT 31 DECEMBER 2014</b>           | <b>Gross amount<br/>of recognised<br/>financial<br/>liabilities</b> | <b>Gross amount<br/>of recognised<br/>financial assets<br/>set off in the<br/>Statement of<br/>financial<br/>position</b> | <b>Net amount of<br/>financial<br/>liabilities<br/>presented in<br/>the Statement<br/>of financial<br/>position</b> |
|--------------------------------------|---|---|---|
| Payables to JUMBO SA, Greece         | 849   | (227)   | 622   |
| Payables to JUMBO EC. R SRL, Romania | 526   | (471)   | 55  |
| <b>Total</b>                         | <b>1,375</b>  | <b>(698)</b>  | <b>677</b>  |

| <b>AT 31 DECEMBER 2013</b>   | <b>Gross amount<br/>of recognised<br/>financial<br/>liabilities</b> | <b>Gross amount<br/>of recognised<br/>financial assets<br/>set off in the<br/>Statement of<br/>financial<br/>position</b> | <b>Net amount of<br/>financial<br/>liabilities<br/>presented in<br/>the Statement<br/>of financial<br/>position</b> |
|------------------------------|---|---|---|
| Payables to JUMBO SA, Greece | 17,174  | (360)   | 16,814  |
| <b>Total</b>                 | <b>17,174</b>   | <b>(360)</b>  | <b>16,814</b>   |

**4. CRITICAL ACCOUNTING ESTIMATES AND JUDGEMENTS**

Estimates and judgements are continually evaluated and are based on historical experience and other factors, including expectations of future events that are believed to be reasonable under the circumstances.

**4.1 CRITICAL ACCOUNTING ESTIMATES AND ASSUMPTIONS**

The Company makes estimates and assumptions concerning the future. Notwithstanding the fact that those estimates are made by the Management on the basis of its best knowledge of the events and activities in the period, the resulting accounting estimates will, by definition, seldom equal the related actual results. There were no key assumptions regarding the future and other sources of uncertainty concerning the estimates at the end of the reporting period that have a significant risk of causing a material adjustment to the carrying amounts of assets and liabilities within the next financial year.

**4.2 CRITICAL JUDGEMENTS IN APPLYING THE COMPANY'S ACCOUNTING POLICIES**

There were no critical judgements made by the Management, apart from those related to the estimates, which significantly impact the amounts recognised in the financial statements.

# JUMBO EC. B EOOD

## NOTES TO THE FINANCIAL STATEMENTS

31 DECEMBER 2014

*(All amounts in BGN thousands unless otherwise stated)*

### 5. FINANCIAL INSTRUMENTS BY CATEGORY

AT 31 DECEMBER 2014

| <b>Financial assets</b>  | <b>Loans and receivables</b> |
|--|------------------------------|
| Trade and other receivables (Note 9)                                 | 18                           |
| Cash and cash equivalents (Note 10)                                  | 110,028                      |
| <b>Total financial assets in the Statement of financial position</b> | <b>110,046</b>               |

| <b>Financial liabilities</b>  | <b>Financial liabilities at amortised cost</b> |
|---|--|
| Trade and other payables (Note 14)  | 2,605  |
| <b>Total financial liabilities in the Statement of financial position</b> | <b>2,605</b>                                   |

AT 31 DECEMBER 2013

| <b>Financial assets</b>  | <b>Loans and receivables</b> |
|--|------------------------------|
| Trade and other receivables (Note 9)                                 | 2,755                        |
| Cash and cash equivalents (Note 10)                                  | 138,814                      |
| <b>Total financial assets in the Statement of financial position</b> | <b>141,569</b>               |

| <b>Financial liabilities</b>  | <b>Financial liabilities at amortised cost</b> |
|---|--|
| Trade and other payables (Note 14)  | 18,769   |
| <b>Total financial liabilities in the Statement of financial position</b> | <b>18,769</b>                                  |

Trade and other receivables shown above do not include those arising from regulatory requirements (other tax receivables), as well as advances paid to suppliers and deferred charges.

Trade and other payables shown above do not include those from regulatory requirements (other tax payables and Social security payables), as well as advances received from clients and deferred revenue.

**JUMBO EC. B FOOD**

**NOTES TO THE FINANCIAL STATEMENTS**

**31 DECEMBER 2014**

*(All amounts in BGN thousands unless otherwise stated)*

**6. PROPERTY, PLANT AND EQUIPMENT (PPE)**

|                                    | Land          | Buildings      | Furniture, computers and machines | Assets under construction | Total          |
|------------------------------------|---------------|----------------|-----------------------------------|---------------------------|----------------|
| <b>AT 1 JANUARY 2013</b>           |               |                |                                   |                           |                |
| Cost                               | 53,846        | 152,116        | 14,442                            | 554                       | 220,958        |
| Accumulated depreciation           | -             | (10,613)       | (3,954)                           | -                         | (14,567)       |
| <b>Net book amount</b>             | <b>53,846</b> | <b>141,503</b> | <b>10,488</b>                     | <b>554</b>                | <b>206,391</b> |
| <b>YEAR ENDED 31 DECEMBER 2013</b> |               |                |                                   |                           |                |
| Additions                          | -             | 291            | 178                               | 11                        | 480            |
| Disposals                          | -             | -              | (11)                              | -                         | (11)           |
| Depreciation charge                | -             | (5,067)        | (1,816)                           | -                         | (6,883)        |
| <b>Closing net book amount</b>     | <b>53,846</b> | <b>136,727</b> | <b>8,839</b>                      | <b>565</b>                | <b>199,977</b> |
| <b>AT 31 DECEMBER 2013</b>         |               |                |                                   |                           |                |
| Cost                               | 53,846        | 152,407        | 14,605                            | 565                       | 221,423        |
| Accumulated depreciation           | -             | (15,680)       | (5,766)                           | -                         | (21,446)       |
| <b>Net book amount</b>             | <b>53,846</b> | <b>136,727</b> | <b>8,839</b>                      | <b>565</b>                | <b>199,977</b> |
| <b>YEAR ENDED 31 DECEMBER 2014</b> |               |                |                                   |                           |                |
| Additions                          | -             | 7              | 218                               | 113                       | 338            |
| Disposals and transfers            | (11)          | 8              | 18                                | (26)                      | (11)           |
| Depreciation charge                | -             | (5,075)        | (1,712)                           | -                         | (6,787)        |
| <b>Closing net book amount</b>     | <b>53,835</b> | <b>131,667</b> | <b>7,363</b>                      | <b>652</b>                | <b>193,517</b> |
| <b>AT 31 DECEMBER 2014</b>         |               |                |                                   |                           |                |
| Cost                               | 53,835        | 152,422        | 14,839                            | 652                       | 221,748        |
| Accumulated depreciation           | -             | (20,755)       | (7,476)                           | -                         | (28,231)       |
| <b>Net book amount</b>             | <b>53,835</b> | <b>131,667</b> | <b>7,363</b>                      | <b>652</b>                | <b>193,517</b> |

# JUMBO EC. B EOOD

## NOTES TO THE FINANCIAL STATEMENTS

31 DECEMBER 2014

*(All amounts in BGN thousands unless otherwise stated)*

Depreciation expenses of PPE are reported as follows: 6,758 (2013: 6,852) in Distribution costs (Note 18) and 29 (2013: 31) in Administrative expenses (Note 19).

Lease rental payments amounting to 2,151 (2013: 2,046) relating to the lease of land and buildings are included in the Statement of comprehensive income (Notes 18 and 19).

### 7. INTANGIBLE ASSETS

|                                    | Computer<br>software | Total      |
|------------------------------------|----------------------|------------|
| <b>AT 1 JANUARY 2013</b>           |                      |            |
| Cost                               | 251                  | 251        |
| Accumulated amortisation           | (145)                | (145)      |
| <b>Net book amount</b>             | <b>106</b>           | <b>106</b> |
| <b>YEAR ENDED 31 DECEMBER 2013</b> |                      |            |
| Additions                          | 7                    | 7          |
| Amortisation charge                | (57)                 | (57)       |
| <b>Closing net book amount</b>     | <b>56</b>            | <b>56</b>  |
| <b>AT 31 DECEMBER 2013</b>         |                      |            |
| Cost                               | 258                  | 258        |
| Accumulated amortisation           | (202)                | (202)      |
| <b>Net book amount</b>             | <b>56</b>            | <b>56</b>  |
| <b>YEAR ENDED 31 DECEMBER 2014</b> |                      |            |
| Additions                          | 9                    | 9          |
| Amortisation charge                | (35)                 | (35)       |
| <b>Closing net book amount</b>     | <b>30</b>            | <b>30</b>  |
| <b>AT 31 DECEMBER 2014</b>         |                      |            |
| Cost                               | 268                  | 268        |
| Accumulated amortisation           | (238)                | (238)      |
| <b>Net book amount</b>             | <b>30</b>            | <b>30</b>  |

Amortisation expenses of Intangible assets are reported as follows: 35 (2013: 57) in Distribution costs (Note 18).

### 8. INVENTORY

|              | AT 31 DECEMBER |               |
|--------------|----------------|---------------|
|              | 2014           | 2013          |
| Merchandise  | 16,714         | 16,904        |
| <b>Total</b> | <b>16,714</b>  | <b>16,904</b> |

The cost of merchandise recognised as expense and included in Cost of sales amounted to 48,724 (2013: 42,339) (Note 17).

The Company incurred impairment of inventories in 2014 for the amount of 250 (2013: 130) (Note 18) and reversed previous impairment of inventories for the amount of 152 (2013: 9) (Note 20).

*(All amounts in BGN thousands unless otherwise stated)*

9. TRADE AND OTHER RECEIVABLES

|  | AT 31 DECEMBER |                |
|--|----------------|----------------|
|  | 2014           | 2013           |
| Trade receivables  | 5              | -              |
| Receivables from related parties (Note 29)                   | -              | 2              |
| Advances to suppliers of fixed assets                        | 163            | 241            |
| Deferred charges   | 3,051          | 3,431          |
| Receivables for accrued interest on short-term bank deposits | 13             | 2,753          |
| Other tax receivables  | 83             | -              |
| Other receivables  | 30             | 59             |
| <b>Total trade and other receivables</b>                     | <b>3,345</b>   | <b>6,486</b>   |
| Less non-current portion:                                    |                |                |
| - Deferred charges   | (2,943)        | (3,049)        |
| - Advances to suppliers of fixed assets                      | (156)          | -              |
| - Other receivables  | (19)           | -              |
|  | <b>(3,118)</b> | <b>(3,049)</b> |
| <b>Current trade and other receivables</b>                   | <b>227</b>     | <b>3,437</b>   |

The fair values of current trade and other receivables approximate their carrying amounts.

Other tax receivables represent amount paid by the Company to the National Revenue Agency, which represent the principle amount of additional tax payables, enforced with a Tax revision act, issued in June 2014, which is currently being appealed (Note 15). The payment has been made in order to be stopped the accrual of interests while the appeal process is running.

The deferred charges represent prepaid expenses for operating lease rental payments for the amount of 3,049 (2013: 3,156), insurances for the amount of 0 (2013: 271) and advertisement for the amount of 2 (2013: 4).

The non-current part of the prepaid expenses, which are made for long-term rent of land and buildings, will be recovered as follows

|  | AT 31 DECEMBER |              |
|--|----------------|--------------|
|  | 2014           | 2013         |
| More than 1 year but less than 5 years | 427            | 427          |
| More than 5 years                      | 2,516          | 2,622        |
| <b>Total</b>                           | <b>2,943</b>   | <b>3,049</b> |

At 31 December 2014 no trade and other receivables were overdue.

At 31 December 2014 no trade and other receivables were impaired.

The maximum exposure to credit risk at the reporting date is the carrying value of each class of receivable mentioned above except for the advances paid to suppliers and the deferred charges. The Company does not hold any collateral as security on trade and other receivables.

# JUMBO EC. B EOOD

## NOTES TO THE FINANCIAL STATEMENTS

31 DECEMBER 2014

*(All amounts in BGN thousands unless otherwise stated)*

The credit quality of trade receivables and receivables from related parties that are neither past due nor impaired is based to historical information about counterparty default rates:

|  | AT 31 DECEMBER |          |
|--|----------------|----------|
|  | 2014           | 2013     |
| <b>Trade receivables</b>                                 |                |          |
| Group 1  | 5              | -        |
| <b>Total unimpaired trade receivables</b>                | <b>5</b>       | <b>-</b> |
| <b>Receivables from related parties</b>                  |                |          |
| Group 1  | -              | 2        |
| <b>Total unimpaired receivables from related parties</b> | <b>-</b>       | <b>2</b> |

Group 1 – old customers/related parties, more than 6 months, with no defaults in the past.

There were no trade receivables and receivables from related parties that otherwise would be overdue or impaired and whose payment terms were renegotiated.

The carrying amount of trade and other receivables was denominated in the following currencies:

|  | AT 31 DECEMBER |              |
|--|----------------|--------------|
|  | 2014           | 2013         |
| Bulgarian Lev (BGN)                      | 3,345          | 6,484        |
| Euro (EUR)                               | -              | 2            |
| <b>Total trade and other receivables</b> | <b>3,345</b>   | <b>6,486</b> |

### 10. CASH AND CASH EQUIVALENTS

|  | AT 31 DECEMBER |                |
|--|----------------|----------------|
|  | 2014           | 2013           |
| Cash in hand                           | 229            | 193            |
| Cash at bank                           | 22,063         | 82             |
| Short-term bank deposits               | 87,123         | 137,908        |
| Cash in transit                        | 613            | 631            |
| <b>Total cash and cash equivalents</b> | <b>110,028</b> | <b>138,814</b> |

Cash and cash equivalents are financial assets that are neither overdue nor impaired and do not expose the Company to credit risk.

The short-term bank deposits above include a deposit of 89 under contract for financial collateralisation with presentment of collateral for an issued bank guarantee, which secures the currently due interest, enforced with a Tax revision act, issued in June 2014. The Tax revision act is currently being appealed (Note 15).

For the Statement of cash flows, cash and cash equivalents include the amounts shown above.

## NOTES TO THE FINANCIAL STATEMENTS

31 DECEMBER 2014

*(All amounts in BGN thousands unless otherwise stated)***11. DEFERRED INCOME TAX ASSETS AND LIABILITIES**

Deferred income tax assets and liabilities are accounted for all temporary differences arising from differences between the accounting and tax carrying values of the assets and the liabilities, at the tax rate of 10% (2013: 10%), which is to be effective at the time they are realised.

The deferred tax assets and liabilities are analysed as follows:

|   | <b>AT 31 DECEMBER</b> |             |
|---|-----------------------|-------------|
|   | <b>2014</b>           | <b>2013</b> |
| <b>Deferred income tax assets</b>                                 |                       |             |
| – Deferred income tax assets to be recovered after 12 months      | 6                     | 4           |
| – Deferred income tax assets to be recovered within 12 months     | 42                    | 24          |
| <b>Total deferred income tax assets</b>                           | <b>48</b>             | <b>28</b>   |
| <b>Deferred income tax liabilities</b>                            |                       |             |
| – Deferred income tax liabilities to be recovered after 12 months | (15)                  | (14)        |
| <b>Total deferred income tax liabilities</b>                      | <b>(15)</b>           | <b>(14)</b> |
| <b>Deferred income tax assets – net</b>                           | <b>33</b>             | <b>14</b>   |

The gross movement on the deferred income tax account was as follows:

|  | <b>YEAR ENDED 31<br/>DECEMBER</b> |             |
|--|-----------------------------------|-------------|
|  | <b>2014</b>                       | <b>2013</b> |
| <b>AT 1 JANUARY</b>  | <b>14</b>                         | <b>12</b>   |
| (Charged)/credited to profit or loss (Note 24)                                     | 18                                | 2           |
| Tax (charge)/credit relating to components of other comprehensive income (Note 24) | 1                                 | -           |
| <b>AT 31 DECEMBER</b>  | <b>33</b>                         | <b>14</b>   |



**JUMBO EC. B EOOD****NOTES TO THE FINANCIAL STATEMENTS****31 DECEMBER 2014***(All amounts in BGN thousands unless otherwise stated)*

The movement in deferred tax assets and liabilities by elements during the period was as follows:

| <b>Deferred tax assets</b>                          | <b>Unused<br/>paid leaves</b> | <b>Provisions for<br/>pensions</b> | <b>Impairment<br/>losses on<br/>inventory</b> | <b>Total</b> |
|---|-------------------------------|------------------------------------|---|--------------|
| <b>AT 1 JANUARY 2013</b>                            | <b>7</b>                      | <b>4</b>                           | <b>15</b>                                     | <b>26</b>    |
| (Charged)/credited to profit or loss                | 4                             | -                                  | (2)   | 2            |
| (Charged)/credited to other<br>comprehensive income | -                             | -                                  | -   | -            |
| <b>AT 31 DECEMBER 2013</b>                          | <b>11</b>                     | <b>4</b>                           | <b>13</b>                                     | <b>28</b>    |
| (Charged)/credited to profit or loss                | 4                             | 1                                  | 14  | 19           |
| (Charged)/credited to other<br>comprehensive income | -                             | 1                                  | -   | 1            |
| <b>AT 31 DECEMBER 2014</b>                          | <b>15</b>                     | <b>6</b>                           | <b>27</b>                                     | <b>48</b>    |
| <b>Deferred tax liabilities</b>                     |                               |                                    | <b>Property, plant<br/>and equipment</b>      | <b>Total</b> |
| <b>AT 1 JANUARY 2013</b>                            |                               |                                    | <b>(14)</b>                                   | <b>(14)</b>  |
| (Charged)/credited to profit or loss                |                               |                                    | -   | -            |
| <b>AT 31 DECEMBER 2013</b>                          |                               |                                    | <b>(14)</b>                                   | <b>(14)</b>  |
| (Charged)/credited to profit or loss                |                               |                                    | (1)   | (1)          |
| <b>AT 31 DECEMBER 2014</b>                          |                               |                                    | <b>(15)</b>                                   | <b>(15)</b>  |

At 31 December 2014 the Company has no tax losses to carry forward.

# JUMBO EC. B EOOD

## NOTES TO THE FINANCIAL STATEMENTS

31 DECEMBER 2014

*(All amounts in BGN thousands unless otherwise stated)*

### 12. SHARE CAPITAL

|                            | Number of shares | Amount         |
|----------------------------|------------------|----------------|
| <b>AT 31 DECEMBER 2012</b> | <b>2,877,110</b> | <b>287,711</b> |
| <b>AT 31 DECEMBER 2013</b> | <b>2,877,110</b> | <b>287,711</b> |
| Annulment of shares        | (391,166)        | (39,117)       |
| <b>AT 31 DECEMBER 2014</b> | <b>2,485,944</b> | <b>248,594</b> |

With a decision of the Board of Directors of the Parent Company dated 2 January 2014 the share capital of the Company is decreased with BGN 39,116,600 through a decrease in the number of shares with 391,166 shares each with par value of BGN 100 against a monetary liability to the single shareholder. The new amount of the share capital after the decrease is BGN 248,594,400 and is consisted of 2,485,944 shares with par value of BGN 100 per share.

All issued shares are fully paid.

The Company single shareholder at 31 December 2014 and 2013 was JUMBO S.A., Greece.

### 13. RETIREMENT BENEFIT OBLIGATIONS

The liability in the Statement of financial position for pension provision reflects defined post-retirement benefit plan. The Company applies the regulatory requirements for payments at retirement due to age and experience and due to illness in accordance with the applicable Labour Code (LC).

In accordance with article 222, para 2 of LC in the event of termination of a labour contract due to illness, the employee is entitled to a compensations amounting to 2 gross monthly salaries, if the employee has at least 5 years of experience in the Company and in the last 5 years no other similar compensation was paid.

In accordance with article 222, para 3 of LC in the event of termination of a labour contract after the employee has reached the lawfully required retirement age, regardless of the reason for the termination, the employee is entitled to a compensation as follows: 2 gross monthly salaries in all cases and 6 gross monthly salaries if the employee has been engaged with the Company for at least 10 years.

The amounts recognised in the Statement of financial position are determined as follows:

|   | AT 31 DECEMBER |           |
|---|----------------|-----------|
|   | 2014           | 2013      |
| Present value of the obligations                    | 60             | 43        |
| <b>Liability at the end of the reporting period</b> | <b>60</b>      | <b>43</b> |

# JUMBO EC. B EOOD

## NOTES TO THE FINANCIAL STATEMENTS

31 DECEMBER 2014

*(All amounts in BGN thousands unless otherwise stated)*

The movement in the liability recognised in the Statement of financial position was as follows:

|   | YEAR ENDED 31<br>DECEMBER |           |
|---|---------------------------|-----------|
|   | 2014                      | 2013      |
| <b>AT 1 JANUARY</b>                                     | <b>43</b>                 | <b>29</b> |
| Current service cost (Note 22)                          | 10                        | 9         |
| Interest expense (Note 23)                              | 2                         | 1         |
| <b>Total expense</b>                                    | <b>12</b>                 | <b>10</b> |
| Remeasurements:   |                           |           |
| - Experience (gains)/losses                             | 4                         | 1         |
| - (Gains)/losses from change in demographic assumptions | -                         | 1         |
| - (Gains)/losses from change in financial assumptions   | 2                         | 2         |
| <b>Total other comprehensive income</b>                 | <b>6</b>                  | <b>4</b>  |
| <b>Benefits paid</b>                                    | <b>(1)</b>                | <b>-</b>  |
| <b>AT 31 DECEMBER</b>                                   | <b>60</b>                 | <b>43</b> |

The expenses were included in Distribution costs (Note 18).

The principal actuarial assumptions used were as follows:

|                         | AT 31 DECEMBER |             |
|-------------------------|----------------|-------------|
|                         | 2014           | 2013        |
| Discount rate           | 3.80 %         | 4 %         |
| Future salary increases | 1 % and 5 %    | 1 % and 5 % |

The expected annual increase in the salaries is 1 % for the first three years after the reporting period and 5 % for the periods afterwards.

The sensitivity of the defined benefit obligation to changes in the principal actuarial assumptions is:

| AT 31 DECEMBER 2014     | Change in<br>actuarial<br>assumption | Effect on the<br>liability | Change in<br>actuarial<br>assumption | Effect on the<br>liability |
|-------------------------|--------------------------------------|----------------------------|--------------------------------------|----------------------------|
| Discount rate           | + 1 %                                | (9)                        | - 1 %                                | 11                         |
| Future salary increases | + 1 %                                | 11                         | - 1 %                                | (9)                        |

The above sensitivity analysis is based on a model that estimates the potential change in the liability under change in an assumption while holding all other assumptions constant. In practice, this is unlikely to occur, since changes in some of the assumptions may be correlated. When calculating the sensitivity of the defined benefit obligation to significant actuarial assumptions has been used the same method as that applied when calculating the pension liability recognised within the statement of financial position, namely measurement of the present value of the defined benefit obligation calculated with the projected unit credit method.

The weighted average duration of the defined benefit obligation is 16.4 years.

*(All amounts in BGN thousands unless otherwise stated)*

**14. TRADE AND OTHER PAYABLES**

|   | <b>AT 31 DECEMBER</b> |               |
|---|-----------------------|---------------|
|   | <b>2014</b>           | <b>2013</b>   |
| Trade payables  | 1,373                 | 1,410         |
| Payables to related parties (Note 29)                             | 677                   | 16,814        |
| Payables to suppliers of fixed assets                             | 22                    | -             |
| Payables to the employees   | 533                   | 545           |
| Payables for social securities and health insurance contributions | 228                   | 205           |
| Other tax payables  | 3,889                 | 3,687         |
| Advances from customers   | 67                    | 84            |
| Other payables  | 2                     | 3             |
| <b>Total trade and other payables</b>                             | <b>6,791</b>          | <b>22,748</b> |

The fair values of trade and other payables approximate their carrying amounts.

Other tax payables represent payable VAT which is due for payment to the tax administration.

The carrying amount of trade and other payables was denominated in the following currencies:

|                                       | <b>AT 31 DECEMBER</b> |               |
|---------------------------------------|-----------------------|---------------|
|                                       | <b>2014</b>           | <b>2013</b>   |
| Bulgarian Lev (BGN)                   | 5,774                 | 5,464         |
| Euro (EUR)                            | 1,017                 | 17,284        |
| <b>Total trade and other payables</b> | <b>6,791</b>          | <b>22,748</b> |

**15. PROVISIONS**

|  | <b>Pending tax cases</b> | <b>Total</b> |
|--|--------------------------|--------------|
| <b>AT 1 JANUARY 2014</b>                 | <b>-</b>                 | <b>-</b>     |
| Additional provisions made in the period | 34                       | 34           |
| <b>AT 31 DECEMBER 2014</b>               | <b>34</b>                | <b>34</b>    |

**Provisions for pending tax cases**

There are two Tax revision acts, issued by the National Revenue Agency against the Company in June 2014, with which on the Company are enforced additional tax liabilities for the amount of 216. These tax claims are currently appealed by the Company. The actual amount of the additional tax liabilities that will be payable and the actual timing in which the payment will be made will be determined in the appeal process. However, the balance at 31 December 2014 is expected to be utilized by 31 December 2015. In the Company's management opinion, after taking appropriate legal advice, the final outcome of these tax claims will not give rise to any significant loss beyond the amounts that have been already provided. The provision charge is recognized in profit and loss within "Other expenses and losses" and the reversed provisions are reported as "Other income and gains". For the amounts that has not being provided for, the Company reports a contingent liability (Note 27).

**JUMBO EC. B EOOD****NOTES TO THE FINANCIAL STATEMENTS****31 DECEMBER 2014***(All amounts in BGN thousands unless otherwise stated)***16. SALES REVENUE**

|   | YEAR ENDED 31<br>DECEMBER |               |
|---|---------------------------|---------------|
|   | 2014                      | 2013          |
| Sales of merchandise on the domestic market | 85,475                    | 75,360        |
| Sales of merchandise on foreign market      | 2,590                     | 782           |
| <b>Total revenue</b>                        | <b>88,065</b>             | <b>76,142</b> |

**17. COST OF SALES**

|   | YEAR ENDED 31<br>DECEMBER |               |
|---|---------------------------|---------------|
|   | 2014                      | 2013          |
| Inventory at the beginning of period (Note 8)           | 16,904                    | 15,163        |
| Purchases   | 50,611                    | 45,903        |
| Discounts on purchases                                  | (541)                     | (406)         |
| Surpluses of merchandise (Note 20)                      | 803                       | 719           |
| Shortages and wastage of merchandise (Note 18)          | (1,385)                   | (1,263)       |
| Impairment of inventory (Note 18)                       | (250)                     | (130)         |
| Reintegrated previous impairment of inventory (Note 20) | 152                       | 9             |
| Consumable items (Note 18)                              | (856)                     | (752)         |
| Inventory in the end of the period (Note 8)             | (16,714)                  | (16,904)      |
| <b>Total cost of sales</b>                              | <b>48,724</b>             | <b>42,339</b> |

**18. DISTRIBUTION COSTS**

|   | YEAR ENDED 31<br>DECEMBER |               |
|---|---------------------------|---------------|
|   | 2014                      | 2013          |
| Depreciation and amortisation charges (Notes 6 and 7) | 6,793                     | 6,909         |
| Employee benefit expense (Note 22)                    | 6,023                     | 5,709         |
| External services                                     | 2,714                     | 2,658         |
| Electricity   | 1,981                     | 2,282         |
| Rent – minimum lease payments (Note 6)                | 1,955                     | 1,853         |
| Rent – contingent rent (Note 6)                       | 196                       | 95            |
| Shortages and wastage of merchandise                  | 1,385                     | 1,263         |
| Consumable items                                      | 856                       | 752           |
| Other materials                                       | 248                       | 526           |
| Fuel  | 324                       | 337           |
| Impairments of inventory (Note 8)                     | 250                       | 130           |
| Cost of sales of other goods sold                     | -                         | 5             |
| Other expenses  | 420                       | 390           |
| <b>Total distribution costs</b>                       | <b>23,145</b>             | <b>22,909</b> |

Contingent rent is payable for rented land upon which the Company constructed a store. The contingent rent payable is determined on the basis of the sales revenue generated in that store.

# JUMBO EC. B EOOD

## NOTES TO THE FINANCIAL STATEMENTS

31 DECEMBER 2014

*(All amounts in BGN thousands unless otherwise stated)*

### 19. ADMINISTRATIVE EXPENSES

|  | YEAR ENDED 31<br>DECEMBER |            |
|--|---------------------------|------------|
|  | 2014                      | 2013       |
| Employee benefit expense (Note 22)             | 707                       | 661        |
| External services                              | 192                       | 127        |
| Rent (Note 6)                                  | -                         | 98         |
| Depreciation and amortisation charges (Note 6) | 29                        | 30         |
| Other materials                                | 6                         | 8          |
| Electricity                                    | 2                         | 2          |
| Losses on disposals of PPE                     | 11                        | -          |
| Other expenses                                 | 20                        | 38         |
| <b>Total administrative expenses</b>           | <b>967</b>                | <b>964</b> |

In the expenses for external services line above are included expenses for independent financial audit and reviews for the amount of 38 (2013: 40).

### 20. OTHER INCOME AND GAINS

|  | YEAR ENDED 31<br>DECEMBER |            |
|--|---------------------------|------------|
|  | 2014                      | 2013       |
| Surpluses of merchandise                               | 803                       | 719        |
| Reintegrated previous impairment of inventory (Note 8) | 152                       | 9          |
| Sales of other goods                                   | 46                        | 14         |
| Sales of materials                                     | 43                        | 42         |
| Sales of services                                      | 28                        | 31         |
| Surpluses of cash                                      | 14                        | 14         |
| Gains on sales of PPE                                  | -                         | 1          |
| Other income   | 23                        | -          |
| <b>Total other income and gains</b>                    | <b>1,109</b>              | <b>830</b> |

### 21. OTHER EXPENSES AND LOSSES

|   | YEAR ENDED 31<br>DECEMBER |              |
|---|---------------------------|--------------|
|   | 2014                      | 2013         |
| Local taxes and fees on real estate     | 1,403                     | 1,126        |
| Expenses for other provisions (Note 15) | 34                        | -            |
| <b>Total other expenses and losses</b>  | <b>1,437</b>              | <b>1,126</b> |

### 22. EMPLOYEE BENEFIT EXPENSE

|   | YEAR ENDED 31<br>DECEMBER |              |
|---|---------------------------|--------------|
|   | 2014                      | 2013         |
| Wages and salaries                                | 5,654                     | 5,368        |
| Social security and national health contributions | 915                       | 880          |
| Accrual for unused paid leaves                    | 151                       | 112          |
| Pension costs – defined benefit plans (Note 13)   | 10                        | 10           |
| <b>Total employee benefit expense</b>             | <b>6,730</b>              | <b>6,370</b> |

**JUMBO EC. B EOOD****NOTES TO THE FINANCIAL STATEMENTS****31 DECEMBER 2014***(All amounts in BGN thousands unless otherwise stated)*

The number of employees at the end of the presented periods and the average number of employees was as follows:

|   | YEAR ENDED 31<br>DECEMBER |      |
|---|---------------------------|------|
|   | 2014                      | 2013 |
| Employees at the end of the year        | 508                       | 436  |
| Average number of employees in the year | 484                       | 450  |

**23. FINANCE INCOME AND COSTS**

|  | YEAR ENDED 31<br>DECEMBER |              |
|--|---------------------------|--------------|
|  | 2014                      | 2013         |
| <b>Finance costs</b>   |                           |              |
| Foreign currency exchange losses on cash                     | (35)                      | (39)         |
| Bank charges   | (214)                     | (200)        |
| Interest expense on retirement benefit obligations (Note 13) | (2)                       | -            |
| <b>Total finance costs</b>                                   | <b>(251)</b>              | <b>(239)</b> |
| <b>Finance income</b>  |                           |              |
| Interest income on cash at banks                             | 3,414                     | 6,113        |
| <b>Total finance income</b>                                  | <b>3,414</b>              | <b>6,113</b> |
| <b>Finance income – net</b>                                  | <b>3,163</b>              | <b>5,874</b> |

**24. INCOME TAX EXPENSE**

|                           | YEAR ENDED 31<br>DECEMBER |              |
|---------------------------|---------------------------|--------------|
|                           | 2014                      | 2013         |
| Current tax               | 1,926                     | 1,638        |
| Deferred tax (Note 11)    | (18)                      | (2)          |
| <b>Income tax expense</b> | <b>1,908</b>              | <b>1,636</b> |

The tax on the Company's profit before tax adjusts to the theoretical amount that would arise using the tax rate applicable to profits as follows:

|  | YEAR ENDED 31<br>DECEMBER |               |
|--|---------------------------|---------------|
|  | 2014                      | 2013          |
| <b>Profit before tax</b>                   | <b>18,064</b>             | <b>15,508</b> |
| Theoretical current tax at 10% (2013: 10%) | 1,806                     | 1,551         |
| <i>Effect on the tax charge of:</i>        |                           |               |
| Expenses not deductible for tax purposes   | 120                       | 87            |
| <b>Current tax</b>                         | <b>1,926</b>              | <b>1,638</b>  |

*(All amounts in BGN thousands unless otherwise stated)*

The tax (charge)/credit relating to components of other comprehensive income is as follows:

|   | <b>YEAR ENDED 31 DECEMBER 2014</b> |                                  |                  |
|---|------------------------------------|----------------------------------|------------------|
|   | <b>Before tax</b>                  | <b>Tax (charge) /<br/>credit</b> | <b>After tax</b> |
| Remeasurements of retirement benefit obligations<br>(Note 13) | (6)                                | 1                                | (5)              |
| <b>Other comprehensive income</b>                             | <b>(6)</b>                         | <b>1</b>                         | <b>(5)</b>       |
| <b>Deferred tax (Note 11)</b>                                 |                                    | <b>1</b>                         |                  |

The current income tax payable at 31 December 2014 for the amount of 426 is calculated as from the current tax charge for the year, amounting to 1,926, and the the tax payable at the beginning of the year, amounting to 138, is deducted the tax paid in the eyar, amounting to 1,638.

The current income tax payable at 31 December 2013 for the amount of 138 is calculated as from the current tax charge for the year, amounting to 1,638, and the the tax payable at the beginning of the year, amounting to 316, is deducted the tax paid in the eyar, amounting to 1,816.

**25. DIVIDENDS PER SHARE**

In 2014 and 2013, there is no distribution of dividends to the single shareholder of the Company.

At the date of the approval of these financial statements it is not expected that a decision for distribution of dividends relating to the year ended 31 December 2014 will be made.



**JUMBO EC. B EOOD****NOTES TO THE FINANCIAL STATEMENTS****31 DECEMBER 2014***(All amounts in BGN thousands unless otherwise stated)***26. CASH FLOWS****(A) CASH GENERATED FROM OPERATIONS**

|   | YEAR ENDED 31<br>DECEMBER |                |
|---|---------------------------|----------------|
|   | 2014                      | 2013           |
| <b>Profit after tax</b>                                   | <b>16,156</b>             | <b>13,872</b>  |
| <i>Adjustments for:</i>                                   |                           |                |
| Income tax expense (Note 24)                              | 1,908                     | 1,636          |
| Depreciation and amortisation charges (Notes 6 and 7)     | 6,822                     | 6,940          |
| Operating pension provisions costs (Note 13)              | 9                         | 10             |
| Other provisions (Note 21)                                | 34                        | -              |
| Losses on impairment of inventory – net (Notes 18 and 20) | 98                        | 121            |
| (Gains)/Losses on disposal of PPE (Notes 19 and 20)       | 11                        | (1)            |
| Finance income – net (Note 23)                            | (3,163)                   | (5,874)        |
| <i>Changes in working capital:</i>                        |                           |                |
| Inventory   | 92                        | (1,862)        |
| Trade and other receivables                               | (57)                      | 2,805          |
| Other assets  | 380                       | 78             |
| Trade and other payables                                  | (15,966)                  | (18,855)       |
| <b>Cash generated from operations</b>                     | <b>6,324</b>              | <b>(1,130)</b> |

**(B) PROCEEDS FROM SALES OF PPE**

In the Statement of cash flows, the proceeds from sales of PPE consist of:

|   | YEAR ENDED 31<br>DECEMBER |           |
|---|---------------------------|-----------|
|   | 2014                      | 2013      |
| Net book value of the sold PPE (Note 6)                     | -                         | 11        |
| Gains on sales of PPE (Note 20)                             | -                         | 1         |
| <b>Proceeds from sales of property, plant and equipment</b> | <b>-</b>                  | <b>12</b> |

*(All amounts in BGN thousands unless otherwise stated)*

**27. CONTINGENT LIABILITIES**

The Company is not a part in any commercial litigation which has significant interest. The Company's Management does not expect that any potentially material liability could arise in the case of advertent outcome of court cases or legal claims against it, apart from what is disclosed below.

In 2014 the Company was subjected to examinations by the tax authorities including about the corporate income tax. The tax authorities may at any time inspect the books and records within 5 years subsequent to the reported tax year, and may impose additional tax assessments and penalties. The Company's Management is not aware of any circumstances which may give rise to potentially material additional tax liabilities, apart from what is disclosed below.

**Pending tax cases**

At 31 December 2014 there is a contingent liability for the amount of 182 under Tax revision acts, issued against the Company in June 2014. These tax claims are currently appealed by the Company. The actual amount of the additional tax liabilities that might be payable and the actual timing in which the payment might be needed to be made will be determined in the appeal process. A provision in relation to these tax claims has been recognized for the amount of 34, as legal advice indicates that it is probable that a liability will arise (Note 15).

**Acquisition of a store**

With an Annex to a non-cancellable lease contract for rent of real estate, the current leasing agreement, which originally ends on 28 May 2023, is extended until 28 May 2035. JUMBO EC. B will be obliged to purchase the rented store and the property over which the store is constructed for a total price of EUR 13,500,000 (BGN 26,403,705) without VAT, in case that during the rental term certain changes in the Board of Directors of JUMBO SA, Greece occur. JUMBO Trading Limited, Cyprus is a co-debtor and is jointly liable with the Company for all the obligations, arising from the rental contract and all annexes to it.

**28. COMMITMENTS****(A) CAPITAL COMMITMENTS**

Capital expenditure contracted for at the end of the reporting period but not yet incurred was as follows:

|                                  | <b>AT 31 DECEMBER</b> |              |
|----------------------------------|-----------------------|--------------|
|                                  | <b>2014</b>           | <b>2013</b>  |
| Property, plant and equipment    | 697                   | 1,122        |
| <b>Total capital commitments</b> | <b>697</b>            | <b>1,122</b> |

*(All amounts in BGN thousands unless otherwise stated)*

**(B) OPERATING LEASE COMMITMENTS WHERE THE COMPANY IS A LESSEE**

The future aggregate minimum lease payments under non-cancellable operating leases were as follows:

|  | <b>AT 31 DECEMBER</b> |               |
|--|-----------------------|---------------|
|  | <b>2014</b>           | <b>2013</b>   |
| Not later than 1 year                        | 1,556                 | 1,556         |
| Later than 1 year and not later than 5 years | 6,389                 | 5,927         |
| Later than 5 years                           | 24,003                | 27,458        |
| <b>Total</b>                                 | <b>31,949</b>         | <b>34,941</b> |

The Company leases lands and buildings under non-cancellable operating lease agreements with different terms that expire between 2031 and 2035. The agreements include different renewable options. Operating lease payments recognised as expense in the Statement of comprehensive income are disclosed in Notes 18 and 19.

**29. RELATED-PARTY TRANSACTIONS**

The Company is controlled by JUMBO S.A., Greece which holds 100 % of the Company's shares (Note 12) which is also the ultimate parent company of the Group which the Company is a part of. The parent company has control over the entities disclosed below as Other related parties.

The following transactions were carried out with related parties:

**(A) SALES OF MERCHANDISE AND OTHER GOODS**

|                              | <b>YEAR ENDED 31 DECEMBER</b> |             |
|------------------------------|-------------------------------|-------------|
|                              | <b>2014</b>                   | <b>2013</b> |
| <b>Parent company</b>        |                               |             |
| JUMBO SA, Greece             | 1,820                         | 803         |
| <b>Other related parties</b> |                               |             |
| JUMBO EC. R SRL, Romania     | 817                           | 5           |
| <b>Total</b>                 | <b>2,637</b>                  | <b>808</b>  |

**(B) PURCHASES OF MERCHANDISE, SERVICES AND PPE**

|  | <b>YEAR ENDED 31 DECEMBER</b> |               |
|--|-------------------------------|---------------|
|  | <b>2014</b>                   | <b>2013</b>   |
| <b>Parent company</b>                  |                               |               |
| JUMBO SA, Greece – merchandise         | 47,112                        | 43,798        |
| JUMBO SA, Greece – services            | 12                            | 33            |
| JUMBO SA, Greece – PPE                 | 47                            | 28            |
| <b>Other related parties</b>           |                               |               |
| JUMBO EC. R SRL, Romania – merchandise | 870                           | -             |
| <b>Total</b>                           | <b>48,041</b>                 | <b>43,859</b> |

Purchases of services from the parent company include insurances and other services.

# JUMBO EC. B EOOD

## NOTES TO THE FINANCIAL STATEMENTS

31 DECEMBER 2014

*(All amounts in BGN thousands unless otherwise stated)*

### (C) RECEIVABLES FROM SALES OF MERCHANDISE

|                          | AT 31 DECEMBER |          |
|--------------------------|----------------|----------|
|                          | 2014           | 2013     |
| Other related parties    |                |          |
| JUMBO EC. R SRL, Romania | -              | 2        |
| <b>Total</b>             | <b>-</b>       | <b>2</b> |

Receivables from related parties are due within 90 days after the date of sales. The receivables are unsecured in nature and bear no interest. In 2014 and 2013 there were no impairment losses against receivables from related parties. In 2013 the Company has entered into agreement for offsetting of account receivables with the Parent company, under which the accounts receivables at the end of the year have been set off (Note 3.4).

### (D) PAYABLES FOR PURCHASES OF MERCHANDISE, SERVICES AND PPE

|  | AT 31 DECEMBER |               |
|--|----------------|---------------|
|  | 2014           | 2013          |
| Parent company                         |                |               |
| JUMBO SA, Greece – merchandise         | 622            | 16,801        |
| JUMBO SA, Greece – services            | -              | -             |
| JUMBO SA, Greece – PPE                 | -              | 13            |
| Other related parties                  |                |               |
| JUMBO EC. R SRL, Romania – merchandise | 55             | -             |
| <b>Total</b>                           | <b>677</b>     | <b>16,814</b> |

After the middle of 2013 the payables to related parties are due within 90 days after the date of purchases (before that period they were due within 270 days). The payables are unsecured in nature and bear no interest.

### (E) KEY MANAGEMENT COMPENSATION

Key management personnel include the managers of the Company.

|                              | YEAR ENDED 31<br>DECEMBER |            |
|------------------------------|---------------------------|------------|
|                              | 2014                      | 2013       |
| Short-term employee benefits | 217                       | 217        |
| <b>Total</b>                 | <b>217</b>                | <b>217</b> |

**30. GOING CONCERN**

These financial statements have been prepared on a going concern basis, which assumes that the Company will continue in operational existence for the foreseeable future. The future viability of the Company depends upon the business environment as well as on the securing and finance provided by the current and future owners and investors. If this risk is not mitigated and if the business of the Company was to be wound down and its assets sold, adjustments would have to be made to reduce the carrying value of assets to their liquidation value, to provide for further liabilities that might arise, and to reclassify property, plant and equipment and long term liabilities as current assets and liabilities. In the light of the expected future cash flows, the Management of the Company considers that it is appropriate the financial statements to be prepared on a going concern basis. With regards to the Management assessment that the Company will be able to continue as a going concern, the Company receives full support, including financial assistance, by JUMBO S.A., Greece as its parent company.

**31. EVENTS AFTER THE END OF THE REPORTING PERIOD**

There are no significant events after the end of the reporting period, having effects on the financial statements for the year ended on 31 December 2014.



## **INDEPENDENT AUDITOR'S REPORT**

### **TO THE SOLE SHAREHOLDER AND MANAGEMENT OF JUMBO EC. B EOOD**

#### **Report on the Financial Statements**

We have audited the accompanying annual financial statements of JUMBO EC. B EOOD (“*The Company*”), which comprise the Statement of Financial Position as at 31 December 2014, and the Statement of Comprehensive Income, Statement of Changes in Equity and Cash Flows Statement for the year then ended, and a summary of significant accounting policies and other explanatory information, set out on pages 5 to 43.

#### *Management's Responsibility for the Financial Statements*

Management is responsible for the preparation and fair presentation of these financial statements in accordance with International Financial Reporting Standards, adopted for use in the European Union, and for such internal control as management determines is necessary to enable the preparation of financial statements that are free from material misstatement, whether due to fraud or error.

#### *Auditor's Responsibility*

Our responsibility is to express an opinion on these financial statements based on our audit. We conducted our audit in accordance with International Standards on Auditing. Those standards require that we comply with ethical requirements and plan and perform the audit to obtain reasonable assurance whether the financial statements are free from material misstatement.

An audit involves performing procedures to obtain audit evidence about the amounts and disclosures in the financial statements. The procedures selected depend on the auditor's judgment, including the assessment of the risks of material misstatement of the financial statements, whether due to fraud or error. In making those risk assessments, the auditor considers internal control relevant to the entity's preparation and fair presentation of the financial statements in order to design audit procedures that are appropriate in the circumstances, but not for the purpose of expressing an opinion on the effectiveness of the entity's internal control. An audit also includes evaluating the appropriateness of accounting policies used and the reasonableness of accounting estimates made by management, as well as evaluating the overall presentation of the financial statements.

We believe that the audit evidence we have obtained is sufficient and appropriate to provide a basis for our audit opinion.

*Opinion*

In our opinion, the accompanying financial statements present fairly, in all material respects, the financial position of JUMBO EC. B EOOD as at 31 December 2014 and its financial performance and its cash flows for the year then ended in accordance with International Financial Reporting Standards, adopted for use in the European Union.

**Report on Other Legal and Regulatory Requirements**

We performed procedures on the consistency of the accompanying Annual Director's Report of JUMBO EC. B EOOD as at 31 December 2014, set out on pages 1 to 4, with the financial statements.

*Management's Responsibility for the Annual Director's Report*

Management is responsible for preparing the Annual Director's Report in accordance with the requirements of the Accounting Act.

*Auditor's Responsibility*

Our responsibility is to express an opinion whether the Annual Director's Report is consistent with the annual financial statements for the same period.

*Opinion*

In our opinion, the Annual Director's Report of JUMBO EC. B EOOD as at 31 December 2014 is prepared, in all material respects, in consistency with the information disclosed in the accompanying financial statements for the same reporting period.

  
Nino Kaloyanov  
Registered Auditor

  
Snezhanka Kaloyanova  
Manager



NS CONSULTING OOD  
11 February 2015  
Sofia